



Molina Medicare Complete Care

HMO SNP

2021 | Evidence of Coverage

California H5810-001

Serving Los Angeles, Riverside (partial), San Bernardino (partial), and San Diego counties



January 1 – December 31, 2021

Evidence of Coverage:

Your Medicare Health Benefits and Services and Prescription Drug Coverage as a Member of Molina Medicare Complete Care (HMO SNP)

This booklet gives you the details about your Medicare health care and prescription drug coverage from January 1 – December 31, 2021. It explains how to get coverage for the health care services and prescription drugs you need. **This is an important legal document. Please keep it in a safe place.**

This plan, Molina Medicare Complete Care (HMO SNP), is offered by Molina Healthcare of California (When this *Evidence of Coverage* says “we,” “us,” or “our,” it means Molina Healthcare of California. When it says “plan” or “our plan,” it means Molina Medicare Complete Care (HMO SNP).)

This document is available for free in Spanish.

ATENCIÓN: si habla español, tiene a su disposición servicios gratuitos de asistencia lingüística. Llame al (800) 665-0898 (TTY: 711).

Please contact our Member Services number at (800) 665-0898 for additional information. (TTY users should call 711.) Hours are 7 days a week, 8:00 a.m. to 8:00 p.m., local time.

You can also ask for this information in other formats such as: audio, Braille, or large print.

Benefits, and/or copayments/coinsurance may change on January 1, 2021.

The formulary, pharmacy network, and/or provider network may change at any time. You will receive notice when necessary.

ATTENTION: If you speak English, language assistance services, free of charge, are available to you. Call (800) 665-0898 (TTY: 711).

ATENCIÓN: si habla español, tiene a su disposición servicios gratuitos de asistencia lingüística. Llame al (800) 665-0898 (TTY: 711).

Molina Healthcare complies with applicable Federal civil rights laws and does not discriminate on the basis of race, ethnicity, national origin, religion, gender, sex, age, mental or physical disability, health status, receipt of healthcare, claims experience, medical history, genetic information, evidence of insurability, geographic location.

H5810_21_1150_001_CAEOC_C Accepted CAM01ECEN0920

Table of Contents**2021 Evidence of Coverage****Table of Contents**

This list of chapters and page numbers is your starting point. For more help in finding information you need, go to the first page of a chapter. **You will find a detailed list of topics at the beginning of each chapter.**

Chapter 1.	Getting started as a member	3
	Explains what it means to be in a Medicare health plan and how to use this booklet. Tells about materials we will send you, your plan premium, your plan membership card, and keeping your membership record up to date.	
Chapter 2.	Important phone numbers and resources	18
	Tells you how to get in touch with our plan (Molina Medicare Complete Care (HMO SNP)) and with other organizations including Medicare, the State Health Insurance Assistance Program (SHIP), the Quality Improvement Organization, Social Security, Medicaid (the state health insurance program for people with low incomes), programs that help people pay for their prescription drugs, and the Railroad Retirement Board.	
Chapter 3.	Using the plan’s coverage for your medical and other covered services	34
	Explains important things you need to know about getting your medical care as a member of our plan. Topics include using the providers in the plan’s network and how to get care when you have an emergency.	
Chapter 4.	Benefits Chart (what is covered)	49
	Gives the details about which types of medical care are covered and <i>not</i> covered for you as a member of our plan.	
Chapter 5.	Using the plan’s coverage for your Part D prescription drugs	96
	Explains rules you need to follow when you get your Part D drugs. Tells how to use the plan’s <i>List of Covered Drugs (Formulary)</i> to find out which drugs are covered. Tells which kinds of drugs are <i>not</i> covered. Explains several kinds of restrictions that apply to coverage for certain drugs. Explains where to get your prescriptions filled. Tells about the plan’s programs for drug safety and managing medications.	

Table of Contents

Chapter 6.	What you pay for your Part D prescription drugs	117
	Tells about the (3) stages of drug coverage (<i>Initial Coverage Stage, Coverage Gap Stage, Catastrophic Coverage Stage</i>) and how these stages affect what you pay for your drugs. Explains the five (5) cost sharing tiers for your Part D drugs and tells what you must pay for a drug in each cost sharing tier.	
Chapter 7.	Asking us to pay our share of a bill you have received for covered medical services or drugs	134
	Explains when and how to send a bill to us when you want to ask us to pay you back for our share of the cost for your covered services or drugs.	
Chapter 8.	Your rights and responsibilities	141
	Explains the rights and responsibilities you have as a member of our plan. Tells what you can do if you think your rights are not being respected.	
Chapter 9.	What to do if you have a problem or complaint (coverage decisions, appeals, complaints)	158
	Tells you step-by-step what to do if you are having problems or concerns as a member of our plan.	
	<ul style="list-style-type: none"> • Explains how to ask for coverage decisions and make appeals if you are having trouble getting the medical care or prescription drugs you think are covered by our plan. This includes asking us to make exceptions to the rules or extra restrictions on your coverage for prescription drugs, and asking us to keep covering hospital care and certain types of medical services if you think your coverage is ending too soon. • Explains how to make complaints about quality of care, waiting times, customer service, and other concerns. 	
Chapter 10.	Ending your membership in the plan	210
	Explains when and how you can end your membership in the plan. Explains situations in which our plan is required to end your membership.	
Chapter 11.	Legal notices	219
	Includes notices about governing law and about nondiscrimination.	
Chapter 12.	Definitions of important words	222
	Explains key terms used in this booklet.	

CHAPTER 1

Getting started as a member

Chapter 1. Getting started as a member**Chapter 1. Getting started as a member**

SECTION 1	Introduction	6
Section 1.1	You are enrolled in Molina Medicare Complete Care (HMO SNP), which is a specialized Medicare Advantage Plan (Special Needs Plan)	6
Section 1.2	What is the <i>Evidence of Coverage</i> booklet about?	6
Section 1.3	Legal information about the <i>Evidence of Coverage</i>	7
SECTION 2	What makes you eligible to be a plan member?	7
Section 2.1	Your eligibility requirements	7
Section 2.2	What are Medicare Part A and Medicare Part B?	8
Section 2.3	What is Medi-cal (Medicaid)?	8
Section 2.4	Here is the plan service area for Molina Medicare Complete Care (HMO SNP)	8
Section 2.5	U.S. Citizen or Lawful Presence	9
SECTION 3	What other materials will you get from us?	10
Section 3.1	Your plan membership card – Use it to get all covered care and prescription drugs	10
Section 3.2	The <i>Provider Directory</i> : Your guide to all providers in the plan’s network	10
Section 3.3	The <i>Pharmacy Directory</i> : Your guide to pharmacies in our network	11
Section 3.4	The plan’s List of <i>Covered Drugs (Formulary)</i>	11
Section 3.5	The <i>Part D Explanation of Benefits</i> (the “Part D EOB”): Reports with a summary of payments made for your Part D prescription drugs	12
SECTION 4	Your monthly premium for Molina Medicare Complete Care (HMO SNP)	12
Section 4.1	How much is your plan premium?	12
Section 4.2	If you pay a Part D late enrollment penalty, there are several ways you can pay your penalty	13
Section 4.3	Can we change your monthly plan premium during the year?	15
SECTION 5	Please keep your plan membership record up to date	15
Section 5.1	How to help make sure that we have accurate information about you	15
SECTION 6	We protect the privacy of your personal health information	16
Section 6.1	We make sure that your health information is protected	16

Chapter 1. Getting started as a member

SECTION 7 How other insurance works with our plan 16

Section 7.1 Which plan pays first when you have other insurance? 16

Chapter 1. Getting started as a member**SECTION 1 Introduction****Section 1.1 You are enrolled in Molina Medicare Complete Care (HMO SNP), which is a specialized Medicare Advantage Plan (Special Needs Plan)**

You are covered by both Medicare and Medicaid:

- **Medicare** is the Federal health insurance program for people 65 years of age or older, some people under age 65 with certain disabilities, and people with end-stage renal disease (kidney failure).
- **Medicaid** is a joint Federal and state government program that helps with medical costs for certain people with limited incomes and resources. Medicaid coverage varies depending on the state and the type of Medicaid you have. Some people with Medicaid get help paying for their Medicare premiums and other costs. Other people also get coverage for additional services and drugs that are not covered by Medicare.

You have chosen to get your Medicare health care and your prescription drug coverage through our plan, Molina Medicare Complete Care (HMO SNP).

There are different types of Medicare health plans. Molina Medicare Complete Care (HMO SNP) is a specialized Medicare Advantage Plan (a Medicare “Special Needs Plan”), which means its benefits are designed for people with special health care needs. Molina Medicare Complete Care (HMO SNP) is designed specifically for people who have Medicare and who are also entitled to assistance from Medicaid.

Because you get assistance from Medi-cal (Medicaid) with your Medicare Part A and B cost sharing (deductibles, copayments, and coinsurance) you may pay nothing for your Medicare health care services. Medi-cal (Medicaid) also provides other benefits to you by covering health care services that are not usually covered under Medicare. You will also receive "Extra Help" from Medicare to pay for the costs of your Medicare prescription drugs. Molina Medicare Complete Care (HMO SNP) will help manage all of these benefits for you, so that you get the health care services and payment assistance that you are entitled to.

Molina Medicare Complete Care (HMO SNP) is run by a private company. Like all Medicare Advantage Plans, this Medicare Special Needs Plan is approved by Medicare. The plan also has a contract with the California Medi-cal (Medicaid) program to coordinate your Medi-cal (Medicaid) benefits. We are pleased to be providing your Medicare health care coverage, including your prescription drug coverage.

Coverage under this Plan qualifies as Qualifying Health Coverage (QHC) and satisfies the Patient Protection and Affordable Care Act’s (ACA) individual shared responsibility requirement. Please visit the Internal Revenue Service (IRS) website at: <https://www.irs.gov/Affordable-Care-Act/Individuals-and-Families> for more information.

Section 1.2 What is the *Evidence of Coverage* booklet about?

This *Evidence of Coverage* booklet tells you how to get your Medicare medical care and prescription drugs covered through our plan. This booklet explains your rights and responsibilities, what is covered, and what you pay as a member of the plan.

The word “coverage” and “covered services” refers to the medical care and services and the prescription drugs available to you as a member of Molina Medicare Complete Care (HMO SNP).

Chapter 1. Getting started as a member

It's important for you to learn what the plan's rules are and what services are available to you. We encourage you to set aside some time to look through this *Evidence of Coverage* booklet.

If you are confused or concerned or just have a question, please contact our plan's Member Services (phone numbers are printed on the back cover of this booklet).

Section 1.3 Legal information about the *Evidence of Coverage*

It's part of our contract with you

This *Evidence of Coverage* is part of our contract with you about how Molina Medicare Complete Care (HMO SNP) covers your care. Other parts of this contract include your enrollment form, the *List of Covered Drugs (Formulary)*, and any notices you receive from us about changes to your coverage or conditions that affect your coverage. These notices are sometimes called "riders" or "amendments."

The contract is in effect for months in which you are enrolled in Molina Medicare Complete Care (HMO SNP) between January 1, 2021, and December 31, 2021.

Each calendar year, Medicare allows us to make changes to the plans that we offer. This means we can change the costs and benefits of Molina Medicare Complete Care (HMO SNP) after December 31, 2021. We can also choose to stop offering the plan, or to offer it in a different service area, after December 31, 2021.

Medicare must approve our plan each year

Medicare (the Centers for Medicare & Medicaid Services) must approve Molina Medicare Complete Care (HMO SNP) each year. You can continue to get Medicare coverage as a member of our plan as long as we choose to continue to offer the plan and Medicare renews its approval of the plan.

SECTION 2 What makes you eligible to be a plan member?

Section 2.1 Your eligibility requirements

You are eligible for membership in our plan as long as:

- You have both Medicare Part A and Medicare Part B (Section 2.2 tells you about Medicare Part A and Medicare Part B)
- -- *and* -- You live in our geographic service area (Section 2.4 below describes our service area).
- -- *and* -- you are a United States citizen or are lawfully present in the United States
- -- *and* -- You meet the special eligibility requirements described below.

Special eligibility requirements for our plan

Our plan is designed to meet the needs of people who receive certain Medicaid benefits. (Medicaid is a joint Federal and state government program that helps with medical costs for certain people with limited incomes and resources.) To be eligible for our plan you must be eligible for Medicare cost sharing assistance under Medicaid.

Chapter 1. Getting started as a member

Please note: If you lose your eligibility but can reasonably be expected to regain eligibility within 6-month(s), then you are still eligible for membership in our plan (Chapter 4, Section 2.1 tells you about coverage and cost sharing during a period of deemed continued eligibility).

Section 2.2 What are Medicare Part A and Medicare Part B?

When you first signed up for Medicare, you received information about what services are covered under Medicare Part A and Medicare Part B. Remember:

- Medicare Part A generally helps cover services provided by hospitals (for inpatient services, skilled nursing facilities, or home health agencies).
- Medicare Part B is for most other medical services (such as physician’s services, home infusion therapy, and other outpatient services) and certain items (such as durable medical equipment (DME) and supplies).

Section 2.3 What is Medi-cal (Medicaid)?

Medicaid is a joint Federal and state government program that helps with medical costs for certain people who have limited incomes and resources. Each state decides what counts as income and resources, who is eligible, what services are covered, and the cost for services. States also can decide how to run their program as long as they follow the Federal guidelines.

In addition, there are programs offered through Medi-cal (Medicaid) that help people with Medicare pay their Medicare costs, such as their Medicare premiums. These “Medicare Savings Programs” help people with limited income and resources save money each year:

- **Qualified Medicare Beneficiary (QMB):** Helps pay Medicare Part A and Part B premiums, and other cost sharing (like deductibles, coinsurance, and copayments). (Some people with QMB are also eligible for full Medi-cal (Medicaid) benefits (QMB+).)
- **Qualified Medicare Beneficiary-Plus QMB+:** Medicaid pays your Medicare Part A and Part B premiums, deductibles, coinsurance, and copayment amounts. You receive Medicaid coverage of Medicare cost share and are eligible for full Medi-cal (Medicaid) benefits.
- **Specified Low-Income Medicare Beneficiary-Plus (SLMB+):** Helps pay Part B premiums and is also eligible for full Medi-cal (Medicaid) benefits.
- **Full-Benefit Dual Eligible (FBDE):** At times, individuals may qualify for both limited coverage of Medicare cost sharing as well as full Medi-cal (Medicaid) benefits.

Section 2.4 Here is the plan service area for Molina Medicare Complete Care (HMO SNP)

Although Medicare is a Federal program, Molina Medicare Complete Care (HMO SNP) is available only to individuals who live in our plan service area. To remain a member of our plan, you must continue to reside in the plan service area. The service area is described below.

Our service area includes these parts of counties in California:

Chapter 1. Getting started as a member

Riverside, the following zip codes only:

91718; 91719; 91720; 91752; 91760; 92201; 92202; 92203; 92210; 92211; 92220; 92223; 92230; 92234; 92235; 92236; 92240; 92241; 92247; 92248; 92253; 92254; 92255; 92258; 92260; 92261; 92262; 92263; 92264; 92270; 92274; 92276; 92282; 92292; 92320; 92501; 92502; 92503; 92504; 92505; 92506; 92507; 92508; 92509; 92513; 92514; 92515; 92516; 92517; 92518; 92519; 92521; 92522; 92530; 92531; 92532; 92536; 92539; 92543; 92544; 92545; 92546; 92548; 92549; 92551; 92552; 92553; 92554; 92555; 92556; 92557; 92561; 92562; 92563; 92564; 92567; 92570; 92571; 92572; 92581; 92582; 92583; 92584; 92585; 92586; 92587; 92589; 92590; 92591; 92592; 92593; 92595; 92596; 92599; 92860; 92877; 92878; 92879; 92880; 92881; 92882; 92883;

San Bernardino County, the following zip codes only:

91701; 91708; 91709; 91710; 91729; 91730; 91737; 91739; 91743; 91758; 91759; 91761; 91762; 91763; 91764; 91784; 91785; 91786; 91798; 92301; 92307; 92308; 92313; 92316; 92318; 92322; 92324; 92326; 92329; 92331; 92334; 92335; 92336; 92337; 92340; 92341; 92344; 92345; 92346; 92350; 92354; 92357; 92358; 92359; 92368; 92369; 92371; 92372; 92373; 92374; 92375; 92376; 92377; 92392; 92393; 92394; 92395; 92397; 92399; 92401; 92402; 92403; 92404; 92405; 92406; 92407; 92408; 92410; 92411; 92412; 92413; 92414; 92415; 92418; 92423; 92424; 92427;

We offer coverage in several states. However, there may be cost or other difference between the plans we offer in each state. If you move out of state and into a state that is still within our service area, you must call Member Services in order to update your information. If you move into a state outside of our service area, you cannot remain a member of our plan. Please call Member Services to find out if we have a plan in your new state.

If you plan to move to a new state, you should also contact your state's Medi-cal (Medicaid) office and ask how this move will affect your Medi-cal (Medicaid) benefits. Phone numbers for Medi-cal (Medicaid) are in Chapter 2, Section 6 of this booklet.

If you plan to move out of the service area, please contact Member Services (phone numbers are printed on the back cover of this booklet). When you move, you will have a Special Enrollment Period that will allow you to switch to Original Medicare or enroll in a Medicare health or drug plan that is available in your new location.

It is also important that you call Social Security if you move or change your mailing address. You can find phone numbers and contact information for Social Security in Chapter 2, Section 5.

Section 2.5 U.S. Citizen or Lawful Presence

A member of a Medicare health plan must be a U.S. citizen or lawfully present in the United States. Medicare (the Centers for Medicare & Medicaid Services) will notify Molina Medicare Complete Care (HMO SNP) if you are not eligible to remain a member on this basis. Molina Medicare Complete Care (HMO SNP) must disenroll you if you do not meet this requirement.

Chapter 1. Getting started as a member

SECTION 3 What other materials will you get from us?

Section 3.1 Your plan membership card – Use it to get all covered care and prescription drugs

While you are a member of our plan, you must use your membership card for our plan whenever you get any services covered by this plan and for prescription drugs you get at network pharmacies. Always remember to show both your Molina Medicare Complete Care (HMO SNP) ID card and California Department of Health Care Services Medicaid ID card each time you present for care. You should also show the provider your Medicaid card. Here's a sample membership card to show you what yours will look like:



Do NOT use your red, white, and blue Medicare card for covered medical services while you are a member of this plan. If you use your Medicare card instead of your Molina Medicare Complete Care membership card, you may have to pay the full cost of medical services yourself. Keep your Medicare card in a safe place. You may be asked to show it if you need hospital services, hospice services, or participate in routine research studies.

Here's why this is so important: If you get covered services using your red, white, and blue Medicare card instead of using your Molina Medicare Complete Care (HMO SNP) membership card while you are a plan member, you may have to pay the full cost yourself.

If your plan membership card is damaged, lost, or stolen, call Member Services right away and we will send you a new card. (Phone numbers for Member Services are printed on the back cover of this booklet.)

Section 3.2 The Provider/Pharmacy Directory: Your guide to all providers in the plan's network

The *Provider/Pharmacy Directory* lists our network providers, and durable medical equipment suppliers. The directory also denotes those providers accepting Medicaid with a Medicaid indicator.

What are "network providers"?

Network providers are the doctors and other health care professionals, medical groups, durable medical equipment suppliers, hospitals and other health care facilities that have an agreement with us to accept our payment and any plan cost sharing as payment in full. We have arranged for these providers to deliver covered services to members

Chapter 1. Getting started as a member

in our plan. The most recent list of providers and suppliers is available on our website at MolinaHealthcare.com/Medicare.

Why do you need to know which providers are part of our network?

It is important to know which providers are part of our network because, with limited exceptions, while you are a member of our plan you must use network providers to get your medical care and services. The only exceptions are emergencies, urgently needed services when the network is not available (generally, when you are out of the area), out-of-area dialysis services, and cases in which Molina Medicare Complete Care (HMO SNP) authorizes use of out-of-network providers. See Chapter 3 (*Using the plan's coverage for your medical services*) for more specific information about emergency, out-of-network, and out-of-area coverage.

It is important that you know who the Medicaid providers are in our network. You should go to these providers because they have an agreement with us to accept our payment for your medical care. When you see a network provider, you usually pay nothing for covered services.

If you don't have your copy of the *Provider/Pharmacy Directory*, you can request a copy from Member Services (phone numbers are printed on the back cover of this booklet). You may ask Member Services for more information about our network providers, including their qualifications. You can also see the *Provider/Pharmacy Directory* at MolinaHealthcare.com/Medicare, or download it from this website. Both Member Services and the website can give you the most up-to-date information about changes in our network providers.

Section 3.3 The *Provider/Pharmacy Directory*: Your guide to pharmacies in our network

What are "network pharmacies"?

Network pharmacies are all of the pharmacies that have agreed to fill covered prescriptions for our plan members.

Why do you need to know about network pharmacies?

You can use the *Provider/Pharmacy Directory* to find the network pharmacy you want to use. There are changes to our network of pharmacies for next year. An updated *Provider/Pharmacy Directory* is located on our website at MolinaHealthcare.com/Medicare. You may also call Member Services for updated provider information or to ask us to mail you a *Provider/Pharmacy Directory*. **Please review the 2021 *Provider/Pharmacy Directory* to see which pharmacies are in our network.**

If you don't have the *Provider/Pharmacy Directory*, you can get a copy from Member Services (phone numbers are printed on the back cover of this booklet). At any time, you can call Member Services to get up-to-date information about changes in the pharmacy network. You can also find this information on our website at MolinaHealthcare.com/Medicare.

Section 3.4 The plan's List of Covered Drugs (*Formulary*)

The plan has a *List of Covered Drugs* (Formulary). We call it the "Drug List" for short. It tells which Part D prescription drugs are covered under the Part D benefit included in Molina Medicare Complete Care (HMO SNP). In addition to the drugs covered by Part D, some prescription drugs are covered for you under your Medicaid benefits. The Drug List tells you how to find out which drugs are covered under Medicaid.

Chapter 1. Getting started as a member

The drugs on this list are selected by the plan with the help of a team of doctors and pharmacists. The list must meet requirements set by Medicare. Medicare has approved the Molina Medicare Complete Care (HMO SNP) Drug List.

The Drug List also tells you if there are any rules that restrict coverage for your drugs.

We will provide you a copy of the Drug List. To get the most complete and current information about which drugs are covered, you can visit the plan's website (MolinaHealthcare.com/Medicare) or call Member Services (phone numbers are printed on the back cover of this booklet).

Section 3.5 The *Part D Explanation of Benefits* (the “Part D EOB”): Reports with a summary of payments made for your Part D prescription drugs

When you use your Part D prescription drug benefits, we will send you a summary report to help you understand and keep track of payments for your Part D prescription drugs. This summary report is called the *Part D Explanation of Benefits* (or the “Part D EOB”).

The *Part D Explanation of Benefits* tells you the total amount you, or others on your behalf, have spent on your Part D prescription drugs and the total amount we have paid for each of your Part D prescription drugs during the month. The Part D EOB provides more information about the drugs you take, such as increases in price and other drugs with lower cost sharing that may be available. You should consult with your prescriber about these lower cost options. Chapter 6 (*What you pay for your Part D prescription drugs*) gives more information about the *Explanation of Benefits* and how it can help you keep track of your drug coverage.

A *Part D Explanation of Benefits* summary is also available upon request. To get a copy, please contact Member Services (phone numbers are printed on the back cover of this booklet).

SECTION 4 Your monthly premium for Molina Medicare Complete Care (HMO SNP)

Section 4.1 How much is your plan premium?

You do not pay a separate monthly plan premium for Molina Medicare Complete Care (HMO SNP).

In some situations, your plan premium could be more

In some situations, your plan premium could be more than the amount listed above in Section 4.1. This situation is described below.

- Some members are required to pay a Part D **late enrollment penalty** because they did not join a Medicare drug plan when they first became eligible or because they had a continuous period of 63 days or more when they didn't have “creditable” prescription drug coverage. (“Creditable” means the drug coverage is expected to pay, on average, at least as much as Medicare's standard prescription drug coverage.) For these members, the Part D late enrollment penalty is added to the plan's monthly premium. Their premium amount will be the monthly plan premium plus the amount of their Part D late enrollment penalty.

Chapter 1. Getting started as a member

- If you receive “Extra Help” from Medicare to pay for your prescription drugs, you will not pay a late enrollment penalty.
- If you lose Extra Help, you may be subject to the late enrollment penalty if you go 63 days or more in a row without Part D or other creditable prescription drug coverage.
- If you are required to pay the Part D late enrollment penalty, the cost of the late enrollment penalty depends on how long you went without Part D or other creditable prescription drug coverage.
- Some members may be required to pay an extra charge, known as the Part D Income Related Monthly Adjustment Amount, also known as IRMAA, because, 2 years ago, they had a modified adjusted gross income, above a certain amount, on their IRS tax return. Members subject to an IRMAA will have to pay the standard premium amount and this extra charge, which will be added to their premium.

Some members are required to pay other Medicare premiums

In addition to paying the monthly plan premium, some members are required to pay other Medicare premiums. As explained in Section 2 above, in order to be eligible for our plan, you must maintain your eligibility for Medicaid as well as have both Medicare Part A and Medicare Part B. For most Molina Medicare Complete Care (HMO SNP) members, Medicaid pays for your Part A premium (if you don't qualify for it automatically) and for your Part B premium. If Medicaid is not paying your Medicare premiums for you, you must continue to pay your Medicare premiums to remain a member of the plan.

If your modified adjusted gross income as reported on your IRS tax return from 2 years ago is above a certain amount, you'll pay the standard premium amount and an Income Related Monthly Adjustment Amount, also known as IRMAA. IRMAA is an extra charge added to your premium.

- If you have to pay an extra amount, Social Security, **not your Medicare plan**, will send you a letter telling you what that extra amount will be. If you had a life-changing event that caused your income to go down, you can ask Social Security to reconsider their decision.
- **If you are required to pay the extra amount and you do not pay it, you will be disenrolled from the plan.**
- You can also visit www.medicare.gov on the Web or call 1-800-MEDICARE (1-800-633-4227), 24 hours a day, 7 days a week. TTY users should call 1-877-486-2048. Or you may call Social Security at 1-800-772-1213. TTY users should call 1-800-325-0778.

Your copy of *Medicare & You 2021* gives information about these premiums in the section called “2021 Medicare Costs.” Everyone with Medicare receives a copy of *Medicare & You* each year in the fall. Those new to Medicare receive it within a month after first signing up. You can also download a copy of *Medicare & You 2021* from the Medicare website (www.medicare.gov). Or, you can order a printed copy by phone at 1-800-MEDICARE (1-800-633-4227), 24 hours a day, 7 days a week. TTY users call 1-877-486-2048.

Section 4.2 If you pay a Part D late enrollment penalty, there are several ways you can pay your penalty

If you are required to pay a Part D late enrollment penalty, there are 3 ways you can pay the penalty.

Chapter 1. Getting started as a member

If you decide to change the way you pay your Part D late enrollment penalty, it can take up to three months for your new payment method to take effect. While we are processing your request for a new payment method, you are responsible for making sure that your Part D late enrollment penalty is paid on time.

Option 1: You can pay by check

You can pay your late enrollment penalty by check with our coupon book. Upon signing up to pay by check we will mail out a coupon book that will be effective your entire enrollment period of one year. The book will have a coupon that you will submit with your check each month. The check should be made payable to your plan name, Molina Medicare Complete Care (HMO SNP), and mailed to: (Checks should NOT be made out to CMS or HHS)

Molina Healthcare
P.O.Box 515189
Los Angeles, CA 90051-5189

If you lose your coupon book, need to change your payment options or have any questions please contact Member Services (phone numbers are on the back cover of this booklet).

Option 2: Electronic Funds Transfer

You can pay by EFT which means the monthly premium will be automatically withdrawn from your checking or savings account, directly by the plan. On the enrollment form included in your enrollment package, please complete the bank information section to begin your EFT payments. Automatic deductions will occur between the 23rd - 30th day of each month. If you need to change your payment option or have any questions please contact Member Services (phone numbers are on the back cover of this booklet.)

Option 3: You can have the Part D late enrollment penalty taken out of your monthly Social Security check

You can have the Part D late enrollment penalty taken out of your monthly Social Security check. Contact Member Services for more information on how to pay your monthly penalty this way. We will be happy to help you set this up. (Phone numbers for Member Services are printed on the back cover of this booklet.)

What to do if you are having trouble paying your Part D late enrollment penalty

If you are having trouble paying your late enrollment penalty on time, please contact Member Services to see if we can direct you to programs that will help with your late enrollment penalty. (Phone numbers for Member Services are printed on the back cover of this booklet.)

If you think we have wrongfully ended your membership, you have a right to ask us to reconsider this decision by making a complaint. Chapter 9, Section 11 of this booklet tells how to make a complaint. If you had an emergency circumstance that was out of your control and it caused you to not be able to pay your plan premium within our grace period, you can ask us to reconsider this decision by calling (800) 665-0898 between 8 a.m. - 8 p.m., local time 7 days a week. TTY users should call 711. You must make your request no later than 60 days after the date your membership ends.

Chapter 1. Getting started as a member

Section 4.3 Can we change your monthly plan premium during the year?

No. We are not allowed to begin charging a monthly plan premium during the year.

SECTION 5 Please keep your plan membership record up to date

Section 5.1 How to help make sure that we have accurate information about you

Your membership record has information from your enrollment form, including your address and telephone number. It shows your specific plan coverage including your Primary Care Provider/Medical Group/IPA.

The doctors, hospitals, pharmacists, and other providers in the plan's network need to have correct information about you. **These network providers use your membership record to know what services and drugs are covered and the cost sharing amounts for you.** Because of this, it is very important that you help us keep your information up to date.

Let us know about these changes:

- Changes to your name, your address, or your phone number
- Changes in any other health insurance coverage you have (such as from your employer, your spouse's employer, workers' compensation, or Medicaid)
- If you have any liability claims, such as claims from an automobile accident
- If you have been admitted to a nursing home
- If you receive care in an out-of-area or out-of-network hospital or emergency room
- If your designated responsible party (such as a caregiver) changes
- If you are participating in a clinical research study

If any of this information changes, please let us know by calling Member Services (phone numbers are printed on the back cover of this booklet). Members can create an online My Molina account to change their doctor, update their contact information, request a new ID card, get health reminders on services they need, or view their service history. Visit <http://www.MolinaHealthcare.com/Medicare> to create or access your My Molina account.

It is also important to contact Social Security if you move or change your mailing address. You can find phone numbers and contact information for Social Security in Chapter 2, Section 5.

Read over the information we send you about any other insurance coverage you have

Medicare requires that we collect information from you about any other medical or drug insurance coverage that you have. That's because we must coordinate any other coverage you have with your benefits under our plan. (For more information about how our coverage works when you have other insurance, see Section 7 in this chapter.)

Once each year, we will send you a letter that lists any other medical or drug insurance coverage that we know about. Please read over this information carefully. If it is correct, you don't need to do anything. If the information

Chapter 1. Getting started as a member

is incorrect, or if you have other coverage that is not listed, please call Member Services (phone numbers are printed on the back cover of this booklet).

SECTION 6 We protect the privacy of your personal health information

Section 6.1 We make sure that your health information is protected

Federal and state laws protect the privacy of your medical records and personal health information. We protect your personal health information as required by these laws.

For more information about how we protect your personal health information, please go to Chapter 8, Section 1.3 of this booklet.

SECTION 7 How other insurance works with our plan

Section 7.1 Which plan pays first when you have other insurance?

When you have other insurance (like employer group health coverage), there are rules set by Medicare that decide whether our plan or your other insurance pays first. The insurance that pays first is called the “primary payer” and pays up to the limits of its coverage. The one that pays second, called the “secondary payer,” only pays if there are costs left uncovered by the primary coverage. The secondary payer may not pay all of the uncovered costs.

These rules apply for employer or union group health plan coverage:

- If you have retiree coverage, Medicare pays first.
- If your group health plan coverage is based on your or a family member’s current employment, who pays first depends on your age, the number of people employed by your employer, and whether you have Medicare based on age, disability, or End-Stage Renal Disease (ESRD):
 - If you’re under 65 and disabled and you or your family member is still working, your group health plan pays first if the employer has 100 or more employees or at least one employer in a multiple employer plan that has more than 100 employees.
 - If you’re over 65 and you or your spouse is still working, your group health plan pays first if the employer has 20 or more employees or at least one employer in a multiple employer plan that has more than 20 employees.
- If you have Medicare because of ESRD, your group health plan will pay first for the first 30 months after you become eligible for Medicare.

These types of coverage usually pay first for services related to each type:

- No-fault insurance (including automobile insurance)
- Liability (including automobile insurance)
- Black lung benefits

Chapter 1. Getting started as a member

- Workers' compensation

Medicaid and TRICARE never pay first for Medicare-covered services. They only pay after Medicare and/or employer group health plans have paid.

If you have other insurance, tell your doctor, hospital, and pharmacy. If you have questions about who pays first, or you need to update your other insurance information, call Member Services (phone numbers are printed on the back cover of this booklet). You may need to give your plan member ID number to your other insurers (once you have confirmed their identity) so your bills are paid correctly and on time.

CHAPTER 2

*Important phone numbers and
resources*

Chapter 2. Important phone numbers and resources

Chapter 2. Important phone numbers and resources

SECTION 1	Molina Medicare Complete Care (HMO SNP) contacts (how to contact us, including how to reach Member Services at the plan)	20
SECTION 2	Medicare (how to get help and information directly from the Federal Medicare program)	25
SECTION 3	State Health Insurance Assistance Program (free help, information, and answers to your questions about Medicare)	26
SECTION 4	Quality Improvement Organization (paid by Medicare to check on the quality of care for people with Medicare)	27
SECTION 5	Social Security	28
SECTION 6	Medi-cal (Medicaid) (a joint Federal and state program that helps with medical costs for some people with limited income and resources)	29
SECTION 7	Information about programs to help people pay for their prescription drugs	30
SECTION 8	How to contact the Railroad Retirement Board	32
SECTION 9	Do you have “group insurance” or other health insurance from an employer?	32

Chapter 2. Important phone numbers and resources

SECTION 1 Molina Medicare Complete Care (HMO SNP) contacts
 (how to contact us, including how to reach Member Services at the plan)

How to contact our plan's Member Services

For assistance with claims, billing, or member card questions, please call or write to Molina Medicare Complete Care (HMO SNP) Member Services. We will be happy to help you.

Method	Member Services – Contact Information
CALL	(800) 665-0898 Calls to this number are free. 7 days a week, 8:00 a.m. to 8:00 p.m., local time Member Services also has free language interpreter services available for non-English speakers.
TTY	711 This number requires special telephone equipment and is only for people who have difficulties with hearing or speaking. Calls to this number are free. The National Relay is available 24 hours a day, 7 days a week.
FAX	(801) 858-0409
WRITE	Molina Healthcare 7050 Union Park Center, Suite 200 Midvale, UT 84047
WEBSITE	MolinaHealthcare.com/Medicare

How to contact us when you are asking for a coverage decision about your medical care

A coverage decision is a decision we make about your benefits and coverage or about the amount we will pay for your medical services. For more information on asking for coverage decisions about your medical care, see Chapter 9 (*What to do if you have a problem or complaint (coverage decisions, appeals, complaints)*).

You may call us if you have questions about our coverage decision process.

Method	Coverage Decisions for Medical Care – Contact Information
CALL	(800) 665-0898 Calls to this number are free. 7 days a week, 8:00 a.m. to 8:00 p.m., local time
TTY	711 This number requires special telephone equipment and is only for people who have difficulties with hearing or speaking. Calls to this number are free.

Chapter 2. Important phone numbers and resources

Method	Coverage Decisions for Medical Care – Contact Information
	The National Relay is available 24 hours a day, 7 days a week.
FAX	(866) 472-0596
WRITE	Molina Healthcare 200 Oceangate, Suite 100 Long Beach, CA 90802
WEBSITE	MolinaHealthcare.com/Medicare

How to contact us when you are making an appeal about your medical care

An appeal is a formal way of asking us to review and change a coverage decision we have made. For more information on making an appeal about your medical care, see Chapter 9 (*What to do if you have a problem or complaint (coverage decisions, appeals, complaints)*).

Method	Appeals for Medical Care – Contact Information
CALL	(800) 665-0898 Calls to this number are free. 7 days a week, 8:00 a.m. to 8:00 p.m., local time
TTY	711 This number requires special telephone equipment and is only for people who have difficulties with hearing or speaking. Calls to this number are free. The National Relay is available 24 hours a day, 7 days a week.
FAX	(562) 499-0610
WRITE	Molina Healthcare Attn: Appeals and Grievance P.O. Box 22816 Long Beach, CA 90801-9977
WEBSITE	MolinaHealthcare.com/Medicare

How to contact us when you are making a complaint about your medical care

You can make a complaint about us or one of our network providers, including a complaint about the quality of your care. This type of complaint does not involve coverage or payment disputes. (If your problem is about the plan's coverage or payment, you should look at the section above about making an appeal.) For more information on making a complaint about your medical care, see Chapter 9 (*What to do if you have a problem or complaint (coverage decisions, appeals, complaints)*).

Method	Complaints about Medical Care – Contact Information
CALL	(800) 665-0898

Chapter 2. Important phone numbers and resources

Method	Complaints about Medical Care – Contact Information
	Calls to this number are free. 7 days a week, 8:00 a.m. to 8:00 p.m., local time
TTY	711 This number requires special telephone equipment and is only for people who have difficulties with hearing or speaking. Calls to this number are free. The National Relay is available 24 hours a day, 7 days a week.
FAX	(562) 499-0610
WRITE	Molina Healthcare Attn: Grievance & Appeals P.O. Box 22816 Long Beach, CA 90801-9977
MEDICARE WEBSITE	You can submit a complaint about Molina Medicare Complete Care (HMO SNP) directly to Medicare. To submit an online complaint to Medicare go to www.medicare.gov/MedicareComplaintForm/home.aspx .

How to contact us when you are asking for a coverage decision about your Part D prescription drugs

A coverage decision is a decision we make about your benefits and coverage or about the amount we will pay for your prescription drugs covered under the Part D benefit included in your plan. For more information on asking for coverage decisions about your Part D prescription drugs, see Chapter 9 (*What to do if you have a problem or complaint (coverage decisions, appeals, complaints)*).

Method	Coverage Decisions for Part D Prescription Drugs – Contact Information
CALL	(888) 665-1328 Calls to this number are free. 7 days a week, 8:00 a.m. to 8:00 p.m., local time
TTY	711 This number requires special telephone equipment and is only for people who have difficulties with hearing or speaking. Calls to this number are free. The National Relay is available 24 hours a day, 7 days a week.
FAX	(866) 290-1309
WRITE	Molina Healthcare Attn: Pharmacy Department 7050 Union Park Center, Suite 200 Midvale, UT 84047

Chapter 2. Important phone numbers and resources

Method	Coverage Decisions for Part D Prescription Drugs – Contact Information
WEBSITE	MolinaHealthcare.com/Medicare

How to contact us when you are making an appeal about your Part D prescription drugs

An appeal is a formal way of asking us to review and change a coverage decision we have made. For more information on making an appeal about your Part D prescription drugs, see Chapter 9 (*What to do if you have a problem or complaint (coverage decisions, appeals, complaints)*).

Method	Appeals for Part D Prescription Drugs – Contact Information
CALL	(888) 665-1328 Calls to this number are free. 7 days a week, 8:00 a.m. to 8:00 p.m., local time
TTY	711 This number requires special telephone equipment and is only for people who have difficulties with hearing or speaking. Calls to this number are free. The National Relay is available 24 hours a day, 7 days a week.
FAX	(866) 290-1309
WRITE	Molina Healthcare Attn: Pharmacy Department 7050 Union Park Center, Suite 200 Midvale, UT 84047
WEBSITE	MolinaHealthcare.com/Medicare

How to contact us when you are making a complaint about your Part D prescription drugs

You can make a complaint about us or one of our network pharmacies, including a complaint about the quality of your care. This type of complaint does not involve coverage or payment disputes. (If your problem is about the plan's coverage or payment, you should look at the section above about making an appeal.) For more information on making a complaint about your Part D prescription drugs, see Chapter 9 (*What to do if you have a problem or complaint (coverage decisions, appeals, complaints)*).

Method	Complaints about Part D prescription drugs – Contact Information
CALL	(888) 665-1328 Calls to this number are free. 7 days a week, 8:00 a.m. to 8:00 p.m., local time
TTY	711 This number requires special telephone equipment and is only for people who have difficulties with hearing or speaking.

Chapter 2. Important phone numbers and resources

Method	Complaints about Part D prescription drugs – Contact Information
	<p>Calls to this number are free.</p> <p>The National Relay is available 24 hours a day, 7 days a week.</p>
FAX	(562) 499-0610
WRITE	<p>Molina Healthcare Attn: Grievance & Appeals P.O. Box 22816 Long Beach, CA 90801-9977</p> <p>You can file a grievance via our complaint form located at: http://www.molinahealthcare.com/medicare</p>
MEDICARE WEBSITE	<p>You can submit a complaint about Molina Medicare Complete Care (HMO SNP) directly to Medicare. To submit an online complaint to Medicare go to www.medicare.gov/MedicareComplaintForm/home.aspx.</p>

Where to send a request asking us to pay our share of the cost for medical care or a drug you have received

For more information on situations in which you may need to ask us for reimbursement or to pay a bill you have received from a provider, see Chapter 7 (*Asking us to pay our share of a bill you have received for covered medical services or drugs*).

Please note: If you send us a payment request and we deny any part of your request, you can appeal our decision. See Chapter 9 (*What to do if you have a problem or complaint (coverage decisions, appeals, complaints)*) for more information.

Method	Payment Request – Contact Information
CALL	<p>(800) 665-0898</p> <p>Calls to this number are free.</p> <p>7 days a week, 8:00 a.m. to 8:00 p.m., local time</p>
TTY	<p>711</p> <p>This number requires special telephone equipment and is only for people who have difficulties with hearing or speaking.</p> <p>Calls to this number are free.</p> <p>The National Relay is available 24 hours a day, 7 days a week.</p>
FAX	<p>Part C: (801) 858-0409</p> <p>Part D: (866) 290-1309</p>

Chapter 2. Important phone numbers and resources

Method	Payment Request – Contact Information
WRITE	Molina Healthcare Attn: Medicare Member Services 200 Oceangate, Suite 100 Long Beach, CA 90802
WEBSITE	MolinaHealthcare.com/Medicare

SECTION 2 Medicare

(how to get help and information directly from the Federal Medicare program)

Medicare is the Federal health insurance program for people 65 years of age or older, some people under age 65 with disabilities, and people with End-Stage Renal Disease (permanent kidney failure requiring dialysis or a kidney transplant).

The Federal agency in charge of Medicare is the Centers for Medicare & Medicaid Services (sometimes called “CMS”). This agency contracts with Medicare Advantage organizations including us.

Method	Medicare – Contact Information
CALL	1-800-MEDICARE, or 1-800-633-4227 Calls to this number are free. 24 hours a day, 7 days a week.
TTY	1-877-486-2048 This number requires special telephone equipment and is only for people who have difficulties with hearing or speaking. Calls to this number are free.
WEBSITE	www.medicare.gov This is the official government website for Medicare. It gives you up-to-date information about Medicare and current Medicare issues. It also has information about hospitals, nursing homes, physicians, home health agencies, and dialysis facilities. It includes booklets you can print directly from your computer. You can also find Medicare contacts in your state. The Medicare website also has detailed information about your Medicare eligibility and enrollment options with the following tools: <ul style="list-style-type: none"> • Medicare Eligibility Tool: Provides Medicare eligibility status information.

Chapter 2. Important phone numbers and resources

Method	Medicare – Contact Information
	<ul style="list-style-type: none"> • Medicare Plan Finder: Provides personalized information about available Medicare prescription drug plans, Medicare health plans, and Medigap (Medicare Supplement Insurance) policies in your area. These tools provide an <i>estimate</i> of what your out-of-pocket costs might be in different Medicare plans. <p>You can also use the website to tell Medicare about any complaints you have about Molina Medicare Complete Care (HMO SNP):</p> <ul style="list-style-type: none"> • Tell Medicare about your complaint: You can submit a complaint about Molina Medicare Complete Care (HMO SNP) directly to Medicare. To submit a complaint to Medicare, go to www.medicare.gov/MedicareComplaintForm/home.aspx. Medicare takes your complaints seriously and will use this information to help improve the quality of the Medicare program. <p>If you don't have a computer, your local library or senior center may be able to help you visit this website using its computer. Or, you can call Medicare and tell them what information you are looking for. They will find the information on the website, print it out, and send it to you. (You can call Medicare at 1-800-MEDICARE (1-800-633-4227), 24 hours a day, 7 days a week. TTY users should call 1-877-486-2048.)</p>

SECTION 3 State Health Insurance Assistance Program (free help, information, and answers to your questions about Medicare)

The State Health Insurance Assistance Program (SHIP) is a government program with trained counselors in every state. In California, the SHIP is called Health Insurance Counseling & Advocacy Program (HICAP).

Health Insurance Counseling & Advocacy Program (HICAP) is independent (not connected with any insurance company or health plan). It is a state program that gets money from the Federal government to give free local health insurance counseling to people with Medicare.

Health Insurance Counseling & Advocacy Program (HICAP) counselors can help you with your Medicare questions or problems. They can help you understand your Medicare rights, help you make complaints about your medical care or treatment, and help you straighten out problems with your Medicare bills. Health Insurance Counseling & Advocacy Program (HICAP) counselors can also help you understand your Medicare plan choices and answer questions about switching plans.

Method	Health Insurance Counseling & Advocacy Program (HICAP) (California's SHIP) – Contact Information
CALL	Los Angeles county: (213) 383-4519 San Diego county: (858) 565-8772 Riverside and San Bernardino county: (909) 256-8369, Los Angeles: Monday - Friday 8:30 a.m. to 4:30 p.m., local time. San Diego and Imperial: Monday - Friday 8:00

Chapter 2. Important phone numbers and resources

Method	Health Insurance Counseling & Advocacy Program (HICAP) (California's SHIP) – Contact Information
	a.m. to 5:00 p.m., local time. Riverside and San Bernardino: Monday - Friday 9:00 a.m.-4:00 p.m., local time.
TTY	711 This number requires special telephone equipment and is only for people who have difficulties with hearing or speaking.
WRITE	Los Angeles County: Center For Health Care Rights 520 S. Lafayette Park Place, Suite 214 Los Angeles, CA 90057 Riverside and San Bernardino Counties: Counsel on Aging Southern California HICAP 9121 Haven Ave., Suite 220 Rancho Cucamonga, CA 91739 San Diego County: Elder Law & Advocacy 5151 Murphy Canyon Road, Suite 110 San Diego, CA 92123
WEBSITE	http://www.cahealthadvocates.org/HICAP/

SECTION 4 Quality Improvement Organization

(paid by Medicare to check on the quality of care for people with Medicare)

There is a designated Quality Improvement Organization for serving Medicare beneficiaries in each state. For California, the Quality Improvement Organization is called Livanta.

Livanta has a group of doctors and other health care professionals who are paid by the Federal government. This organization is paid by Medicare to check on and help improve the quality of care for people with Medicare. Livanta is an independent organization. It is not connected with our plan.

You should contact Livanta in any of these situations:

- You have a complaint about the quality of care you have received.
- You think coverage for your hospital stay is ending too soon.
- You think coverage for your home health care, skilled nursing facility care, or Comprehensive Outpatient Rehabilitation Facility (CORF) services are ending too soon.

Method	Livanta (California's Quality Improvement Organization) – Contact Information
CALL	(877) 588-1123, Monday-Friday: 9:00 a.m. - 5:00 p.m. (local time), 24 hour voicemail is available
TTY	(855) 887-6668

Chapter 2. Important phone numbers and resources

Method	Livanta (California’s Quality Improvement Organization) – Contact Information
	This number requires special telephone equipment and is only for people who have difficulties with hearing or speaking.
WRITE	Livanta BFCC-QIO Program 10820 Guilford Road, Suite 202 Annapolis Junction, MD 20701
WEBSITE	https://www.livantaqio.com/

SECTION 5 Social Security

Social Security is responsible for determining eligibility and handling enrollment for Medicare. U.S. citizens and lawful permanent residents who are 65 or older, or who have a disability or End-Stage Renal Disease and meet certain conditions, are eligible for Medicare. If you are already getting Social Security checks, enrollment into Medicare is automatic. If you are not getting Social Security checks, you have to enroll in Medicare. Social Security handles the enrollment process for Medicare. To apply for Medicare, you can call Social Security or visit your local Social Security office.

Social Security is also responsible for determining who has to pay an extra amount for their Part D drug coverage because they have a higher income. If you got a letter from Social Security telling you that you have to pay the extra amount and have questions about the amount or if your income went down because of a life-changing event, you can call Social Security to ask for reconsideration.

If you move or change your mailing address, it is important that you contact Social Security to let them know.

Method	Social Security – Contact Information
CALL	1-800-772-1213 Calls to this number are free. Available 7:00 am to 7:00 pm, Monday through Friday. You can use Social Security’s automated telephone services to get recorded information and conduct some business 24 hours a day.
TTY	1-800-325-0778 This number requires special telephone equipment and is only for people who have difficulties with hearing or speaking. Calls to this number are free. Available 7:00 am to 7:00 pm, Monday through Friday.
WEBSITE	www.ssa.gov

Chapter 2. Important phone numbers and resources**SECTION 6 Medi-cal (Medicaid)**

(a joint Federal and state program that helps with medical costs for some people with limited income and resources)

Medi-cal (Medicaid) is a joint Federal and state government program that helps with medical costs for certain people with limited incomes and resources.

In addition, there are programs offered through Medi-cal (Medicaid) that help people with Medicare pay their Medicare costs, such as their Medicare premiums. These “Medicare Savings Programs” help people with limited income and resources save money each year:

- **Qualified Medicare Beneficiary (QMB):** Helps pay Medicare Part A and Part B premiums, and other cost sharing (like deductibles, coinsurance, and copayments). (Some people with QMB are also eligible for full Medi-cal (Medicaid) benefits (QMB+).)
- **Qualified Medicare Beneficiary-Plus QMB+:** Medicaid pays your Medicare Part A and Part B premiums, deductibles, coinsurance, and copayment amounts. You receive Medicaid coverage of Medicare cost share and are eligible for full Medi-cal (Medicaid) benefits.
- **Specified Low-Income Medicare Beneficiary-Plus (SLMB+):** Helps pay Part B premiums and is also eligible for full Medi-cal (Medicaid) benefits.
- **Full-Benefit Dual Eligible (FBDE):** At times, individuals may qualify for both limited coverage of Medicare cost sharing as well as full Medi-cal (Medicaid) benefits.

Members of this Plan are dually enrolled in both Medicare and Medi-cal (Medicaid). If you have questions about the assistance you get from Medi-cal (Medicaid), contact California Department of Health Care Services.

Method	California Department of Health Care Services, (California’s Medicaid program) – Contact Information
CALL	(916) 449-5000, Monday - Friday 8:00 a.m. - 5:00 p.m., local time
TTY	711 This number requires special telephone equipment and is only for people who have difficulties with hearing or speaking.
WRITE	Medi-Cal Managed Care P.O. Box 997413, MS 4400 Sacramento, CA 95899-7413 Physical Address: 1501 Capitol Ave., MS 4400 Sacramento, CA 95814
WEBSITE	http://www.dhcs.ca.gov/Pages/default.aspx

The Medi-Cal Managed Care Office of the Ombudsman (California's Ombudsman Program) helps people enrolled in Medicaid with service or billing problems. They can help you file a grievance or appeal with our plan.

Chapter 2. Important phone numbers and resources

Method	Medi-Cal Managed Care Office of the Ombudsman – Contact Information
CALL	(888) 452-8609, Monday - Friday 8:00 a.m. - 5:00 p.m. local time, excluding holidays
TTY	This number requires special telephone equipment and is only for people who have difficulties with hearing or speaking.
WRITE	Office of the Ombudsman MS-4412 1501 Capitol Avenue P.O. Box 997413 Sacramento, Ca 95899-7413
WEBSITE	http://www.dhcs.ca.gov/services/medi-cal/Pages/MMCDOfficeoftheOmbudsman.aspx

The California Department of Aging Long-Term Care Ombudsman Program helps people get information about nursing homes and resolve problems between nursing homes and residents or their families.

Method	California Department of Aging Long-Term Care Ombudsman Program – Contact Information
CALL	(800) 231-4024, Monday - Friday, 8:00 a.m. - 5:00 p.m. local time, excluding holidays
TTY	(800) 231-4024 This number requires special telephone equipment and is only for people who have difficulties with hearing or speaking.
WRITE	California Department of Aging 1300 National Dr., Suite 200 Sacramento, CA 95834
WEBSITE	http://www.aging.ca.gov/ProgramsProviders/LTCOP/

SECTION 7 Information about programs to help people pay for their prescription drugs

Medicare’s “Extra Help” Program

Because you are eligible for Medicaid, you qualify for and are getting “Extra Help” from Medicare to pay for your prescription drug plan costs. You do not need to do anything further to get this “Extra Help.”

If you have questions about "Extra Help," call:

- 1-800-MEDICARE (1-800-633-4227). TTY users should call 1-877-486-2048 , 24 hours a day, 7 days a week;
- The Social Security Office at 1-800-772-1213, between 7 am to 7 pm, Monday through Friday. TTY users should call 1-800-325-0778; or

Chapter 2. Important phone numbers and resources

- Your State Medicaid Office (See Section 6 of this chapter for contact information).

If you believe you have qualified for "Extra Help" and you believe that you are paying an incorrect cost sharing amount when you get your prescription at a pharmacy, our plan has established a process that allows you to either request assistance in obtaining evidence of your proper copayment level, or, if you already have the evidence, to provide this evidence to us.

- The Best Available Evidence (BAE) located on the web at http://www.cms.gov/Medicare/Prescription-Drug-Coverage/PrescriptionDrugCovContra/Best_Available_Evidence_Policy.html. BAE is used to determine a member's Low Income Subsidy. Our Member Services department and Pharmacy department identify cases where the BAE policy applies. Members may send BAE documentation to establish eligibility to the Member Services address listed in Chapter 2. Additionally you may contact Member Services if you have questions (phone numbers are printed on the back cover of this booklet). Acceptable forms of evidence are:
 - SSA Award Letter
 - Notice of Award
 - Supplemental Security Income
- When we receive the evidence showing your copayment level, we will update our system so that you can pay the correct copayment when you get your next prescription at the pharmacy. If you overpay your copayment, we will reimburse you. Either we will forward a check to you in the amount of your overpayment or we will offset future copayments. If the pharmacy hasn't collected a copayment from you and is carrying your copayment as a debt owed by you, we may make the payment directly to the pharmacy. If a state paid on your behalf, we may make payment directly to the state. Please contact Member Services if you have questions (phone numbers are printed on the back cover of this booklet).

What if you have coverage from an AIDS Drug Assistance Program (ADAP)?

What is the AIDS Drug Assistance Program (ADAP)?

The AIDS Drug Assistance Program (ADAP) helps ADAP-eligible individuals living with HIV/AIDS have access to life-saving HIV medications. Medicare Part D prescription drugs that are also covered by ADAP qualify for prescription cost sharing assistance from the Office of AIDS, Phone: (916) 449-5900. Note: To be eligible for the ADAP operating in your State, individuals must meet certain criteria, including proof of State residence and HIV status, low income as defined by the State, and uninsured/under-insured status.

If you are currently enrolled in an ADAP, it can continue to provide you with Medicare Part D prescription cost sharing assistance for drugs on the ADAP formulary. In order to be sure you continue receiving this assistance, please notify your local ADAP enrollment worker of any changes in your Medicare Part D plan name or policy number. Office of AIDS, Phone: (916) 449-5900.

For information on eligibility criteria, covered drugs, or how to enroll in the program, please call the Office of AIDS, Phone: (916) 449-5900.

What if you get "Extra Help" from Medicare to help pay your prescription drug costs?

Can you get the discounts?

Most of our members get "Extra Help" from Medicare to pay for their prescription drug plan costs. If you get "Extra Help," the Medicare Coverage Gap Discount Program does not apply to you. If you get "Extra Help," you already have coverage for your prescription drug costs during the coverage gap.

Chapter 2. Important phone numbers and resources

What if you don't get a discount, and you think you should have?

If you think that you have reached the coverage gap and did not get a discount when you paid for your brand name drug, you should review your next *Part D Explanation of Benefits* (Part D EOB) notice. If the discount doesn't appear on your *Part D Explanation of Benefits*, you should contact us to make sure that your prescription records are correct and up-to-date. If we don't agree that you are owed a discount, you can appeal. You can get help filing an appeal from your State Health Insurance Assistance Program (SHIP) (telephone numbers are in Section 3 of this Chapter) or by calling 1-800-MEDICARE (1-800-633-4227), 24 hours a day, 7 days a week. TTY users should call 1-877-486-2048.

SECTION 8 How to contact the Railroad Retirement Board

The Railroad Retirement Board is an independent Federal agency that administers comprehensive benefit programs for the nation's railroad workers and their families. If you have questions regarding your benefits from the Railroad Retirement Board, contact the agency.

If you receive your Medicare through the Railroad Retirement Board, it is important that you let them know if you move or change your mailing address.

Method	Railroad Retirement Board – Contact Information
CALL	<p>1-877-772-5772</p> <p>Calls to this number are free.</p> <p>If you press “0,” you may speak with an RRB representative from 9:00 am to 3:30 pm, Monday through , Tuesday, Thursday, and Friday, and from 9:00 am to 12:00 pm on Wednesday.</p> <p>If you have a touch-tone telephone, If you press “1”, you may access the automated RRB HelpLine and recorded information and automated services are available 24 hours a day, including weekends and holidays.</p>
TTY	<p>1-312-751-4701</p> <p>This number requires special telephone equipment and is only for people who have difficulties with hearing or speaking.</p> <p>Calls to this number are <i>not</i> free.</p>
WEBSITE	rrb.gov/

SECTION 9 Do you have “group insurance” or other health insurance from an employer?

If you (or your spouse) get benefits from your (or your spouse's) employer or retiree group as part of this plan, you may call the employer/union benefits administrator or Member Services if you have any questions. You can

Chapter 2. Important phone numbers and resources

ask about your (or your spouse's) employer or retiree health benefits or premiums. (Phone numbers for Member Services are printed on the back cover of this booklet.) You may also call 1-800-MEDICARE (1-800-633-4227; TTY: 1-877-486-2048) with questions related to your Medicare coverage under this plan or enrollment periods to make a change.

If you have other prescription drug coverage through your (or your spouse's) employer or retiree group, please contact **that group's benefits administrator**. The benefits administrator can help you determine how your current prescription drug coverage will work with our plan.

CHAPTER 3

Using the plan's coverage for your medical and other covered services

Chapter 3. Using the plan’s coverage for your medical and other covered services**Chapter 3. Using the plan’s coverage for your medical and other covered services**

SECTION 1	Things to know about getting your medical care and other services covered as a member of our plan	37
Section 1.1	What are “network providers” and “covered services”?	37
Section 1.2	Basic rules for getting your medical care and other services covered by the plan	37
SECTION 2	Use providers in the plan’s network to get your medical care and other services	38
Section 2.1	You must choose a Primary Care Provider (PCP) to provide and oversee your care	38
Section 2.2	What kinds of medical care and other services can you get without getting approval in advance from your PCP?	40
Section 2.3	How to get care from specialists and other network providers	41
Section 2.4	How to get care from out-of-network providers	42
SECTION 3	How to get covered services when you have an emergency or urgent need for care or during a disaster	42
Section 3.1	Getting care if you have a medical emergency	42
Section 3.2	Getting care when you have an urgent need for services	43
Section 3.3	Getting care during a disaster	43
SECTION 4	What if you are billed directly for the full cost of your covered services?	44
Section 4.1	You can ask us to pay for covered services	44
Section 4.2	What should you do if services are not covered by our plan?	44
SECTION 5	How are your medical services covered when you are in a “clinical research study”?	45
Section 5.1	What is a “clinical research study”?	45
Section 5.2	When you participate in a clinical research study, who pays for what?	45
SECTION 6	Rules for getting care covered in a “religious non-medical health care institution”	46
Section 6.1	What is a religious non-medical health care institution?	46
Section 6.2	Receiving Care From a Religious Non-Medical Health Care Institution	46

Chapter 3. Using the plan's coverage for your medical and other covered services

SECTION 7	Rules for ownership of durable medical equipment	47
Section 7.1	Will you own the durable medical equipment after making a certain number of payments under our plan?	47
SECTION 8	Rules for Oxygen Equipment, Supplies, and Maintenance	48
Section 8.1	What oxygen benefits are you entitled to?	48
Section 8.2	What is your cost sharing? Will it change after 36 months?	48
Section 8.3	What happens if you leave your plan and return to Original Medicare?	48

Chapter 3. Using the plan's coverage for your medical and other covered services

SECTION 1 Things to know about getting your medical care and other services covered as a member of our plan

This chapter explains what you need to know about using the plan to get your medical care and other services covered. It gives definitions of terms and explains the rules you will need to follow to get the medical treatments, services, and other medical care that are covered by the plan.

For the details on what medical care and other services are covered by our plan, use the benefits chart in the next chapter, Chapter 4 (*Benefits Chart, what is covered*).

Section 1.1 What are “network providers” and “covered services”?

Here are some definitions that can help you understand how you get the care and services that are covered for you as a member of our plan:

- **“Providers”** are doctors and other health care professionals licensed by the state to provide medical services and care. The term “providers” also includes hospitals and other health care facilities.
- **“Network providers”** are the doctors and other health care professionals, medical groups, hospitals, and other health care facilities that have an agreement with us to accept our payment as payment in full. We have arranged for these providers to deliver covered services to members in our plan. The providers in our network bill us directly for care they give you. When you see a network provider, you pay nothing for covered services.
- **“Covered services”** include all the medical care, health care services, supplies, and equipment that are covered by our plan. Your covered services for medical care are listed in the benefits chart in Chapter 4.

Section 1.2 Basic rules for getting your medical care and other services covered by the plan

As a Medicare Medi-cal (Medicaid) health plan, Molina Medicare Complete Care (HMO SNP) must cover all services covered by Original Medicare and other services and must follow Original Medicare's coverage rules for these services.

Molina Medicare Complete Care (HMO SNP) will generally cover your medical care as long as:

- **The care you receive is included in the plan's Benefits Chart** (this chart is in Chapter 4 of this booklet).
- **The care you receive is considered medically necessary.** “Medically necessary” means that the services, supplies, or drugs are needed for the prevention, diagnosis, or treatment of your medical condition and meet accepted standards of medical practice.
- **You have a network primary care provider (a PCP) who is providing and overseeing your care.** As a member of our plan, you must choose a network PCP (for more information about this, see Section 2.1 in this chapter).

Chapter 3. Using the plan's coverage for your medical and other covered services

- In most situations, your network PCP must give you approval in advance before you can use other providers in the plan's network, such as specialists, hospitals, skilled nursing facilities, or home health care agencies. This is called giving you a "referral." For more information about this, see Section 2.3 of this chapter.
- Referrals from your PCP are not required for emergency care or urgently needed services. There are also some other kinds of care you can get without having approval in advance from your PCP (for more information about this, see Section 2.2 of this chapter).
- **You must receive your care from a network provider** (for more information about this, see Section 2 in this chapter). In most cases, care you receive from an out-of-network provider (a provider who is not part of our plan's network) will not be covered. *Here are three exceptions:*
 - The plan covers emergency care or urgently needed services that you get from an out-of-network provider. For more information about this, and to see what emergency or urgently needed services means, see Section 3 in this chapter.
 - If you need medical care that Medicare requires our plan to cover and the providers in our network cannot provide this care, you can get this care from an out-of-network provider. In this case prior authorization is required. Please contact Member Services for assistance (the contact information is located on the back of this booklet). If you obtain routine care from out of network providers without prior authorization, neither Medicare nor the plan will be responsible for the costs. In this situation, we will cover these services as if you got the care from a network provider. For information about getting approval to see an out-of-network doctor, see Section 2.4 in this chapter.
 - The plan covers kidney dialysis services that you get at a Medicare-certified dialysis facility when you are temporarily outside the plan's service area.

SECTION 2 Use providers in the plan's network to get your medical care and other services

Section 2.1 You must choose a Primary Care Provider (PCP) to provide and oversee your care
--

What is a "PCP" and what does the PCP do for you?

When you become a member of our Plan, you must choose a network provider to be your Primary Care Provider (PCP). Your PCP can be a physician, nurse practitioner, or other health care professional who meets state requirements and is trained to give you basic medical care. Health professionals are eligible to provide services as PCPs in our Plan when they practice in the areas of family medicine, general practice, geriatrics, internal medicine or obstetrics/gynecology. As we explain below, you will get your routine or basic care from your PCP. Your PCP will also coordinate the rest of the covered services you get as a member of our Plan. For example, in order for you to see a specialist, you usually need to get your PCP's approval first (this is called getting a "referral" to a specialist). Your PCP will provide most of your care and will help you arrange or coordinate the rest of the covered services you get as a member of our Plan. This includes:

- Your X-rays

Chapter 3. Using the plan's coverage for your medical and other covered services

- Laboratory tests
- Therapies
- Care from doctors who are specialists
- Hospital admissions
- Follow-up care

"Coordinating" your services includes checking or consulting with other network providers about your care and how it is going. If you need certain types of covered services or supplies, you must get approval in advance from your PCP (such as giving you a referral to see a specialist). In some cases, your PCP will need to get prior authorization (prior approval) from us. Since your PCP will provide and coordinate your medical care, you should have all of your past medical records sent to your PCP's office. Section 3 tells you how we will protect the privacy of your medical records and personal health information.

How do you choose your PCP?

Your relationship with your PCP is an important one. We strongly recommend that you choose a PCP close to home. Having your PCP nearby makes receiving medical care and developing a trusting and open relationship easier. For a copy of the most current Provider/Pharmacy Directory, or to seek additional assistance in choosing a PCP, please contact Member Services. If there is a particular specialist or hospital that you want to use, check first to be sure your PCP makes referrals to that specialist, or uses that hospital. Once you have chosen your PCP, we recommend that you have all your medical records transferred to his or her office. This will provide your PCP access to your medical history and make him or her aware of any existing health care conditions you may have. Your PCP is now responsible for all your routine health care services, so he or she should be the first one you call with any health concerns. The name and office telephone number of your PCP is printed on your membership card.

Changing your PCP

You may change your PCP for any reason, at any time. Also, it's possible that your PCP might leave our plan's network of providers and you would have to find a new PCP.

Molina Medicare has a Continuity-of-Care (COC) Policy that allows you continued access to non-contracted practitioners in the following situations:

If you are a new member, you may continue treatment for up to 90 days:

- If you are in an active course of treatment with a non-contracted practitioner/s at the time of enrollment.
- If you have current DME equipment- Molina will ensure continued access to needed DME and repairs from non-contracted providers.
- If you are pregnant you will receive continuity of care until postpartum services are completed or for a longer period if necessary for safe transfer to another provider.

If you are an existing member you may receive continuity of care for up to a year for ongoing services upon discontinuation of a contract between Molina and your practitioner or facility, provided the following caveats:

- Services are part of your benefits.

Chapter 3. Using the plan's coverage for your medical and other covered services

- The provider was not discontinued due to quality of care issues.
- The provider has to agree to continue seeing you.
- The provider has agreed to accept the regulatory required rates.

Molina Medicare staff will work with your non-contracted practitioner to bring them into the Molina Medicare network as a contracted provider or work with you and the provider to transition your care to a practitioner within the Molina Medicare network during the 90 day continuity-of-care time period. Continuity of care will be provided within the limits of your benefits.

Exceptions to Policy:

1. Molina Medicare staff may extend the 90 day period as long as necessary to meet any unusual needs you may have.
2. Molina will not approve continued care by a non-participating provider if:
 - You only require monitoring of a chronic condition.
 - The discontinued contract with the practitioner is based on a professional review action for incompetence or inappropriate conduct, and your welfare might be in jeopardy.
 - The practitioner is unwilling to continue providing care for you.
 - Care with the non-participating provider was initiated **after** you enrolled with Molina
3. The provider who would do the ongoing care either did not meet Molina's Credentialing policies/ criteria in the past or attempts to become credentialed while providing ongoing care.

Section 2.2 What kinds of medical care and other services can you get without getting approval in advance from your PCP?

You can get the services listed below without getting approval in advance from your PCP.

- Routine women's health care, which includes breast exams, screening mammograms (x-rays of the breast), Pap tests, and pelvic exams.
- Flu shots, Hepatitis B vaccinations, and pneumonia vaccinations.
- Emergency services from network providers or from out-of-network providers
- Urgently needed services from network providers or from out-of-network providers when network providers are temporarily unavailable or inaccessible, e.g., when you are temporarily outside of the plan's service area.
- Kidney dialysis services that you get at a Medicare-certified dialysis facility when you are temporarily outside the plan's service area. (If possible, please call Member Services before you leave the service area so we can help arrange for you to have maintenance dialysis while you are away. Phone numbers for Member Services are printed on the back cover of this booklet.)

Chapter 3. Using the plan's coverage for your medical and other covered services

Section 2.3 How to get care from specialists and other network providers

A specialist is a doctor who provides health care services for a specific disease or part of the body. There are many kinds of specialists. Here are a few examples:

- Oncologists care for patients with cancer.
- Cardiologists care for patients with heart conditions.
- Orthopedists care for patients with certain bone, joint, or muscle conditions.

For some types of referrals, your PCP may need to get approval in advance from our plan (this is called getting “prior authorization”). Please refer to Chapter 4, Section 2.1 for information about which services require prior authorization.

It is very important to get a referral (approval in advance) from your PCP before you see a Network specialist or certain other providers (there are a few exceptions, including routine women's health care, or dialysis). If you don't have a referral (approval in advance) before you get services from a specialist, you may have to pay for these services yourself. If the specialist wants you to come back for more care, check first to be sure that the referral (approval in advance) you got from your PCP for the first visit covers more visits to the specialist.

If there are specific specialists you want to use, find out whether your PCP sends patients to these specialists. Each plan PCP has certain network specialists they use for referrals. This means the PCP you select may determine the specialists you may see. You may generally change your PCP at any time if you want to see a network specialist that your current PCP can't refer you to. If there are specific hospitals you want to use, you must first find out whether your PCP uses these hospitals.

What if a specialist or another network provider leaves our plan?

We may make changes to the hospitals, doctors, and specialists (providers) that are part of your plan during the year. There are a number of reasons why your provider might leave your plan, but if your doctor or specialist does leave your plan you have certain rights and protections that are summarized below:

- Even though our network of providers may change during the year, Medicare requires that we furnish you with uninterrupted access to qualified doctors and specialists.
- We will make a good faith effort to provide you with at least 30 days' notice that your provider is leaving our plan so that you have time to select a new provider.
- We will assist you in selecting a new qualified provider to continue managing your health care needs.
- If you are undergoing medical treatment you have the right to request, and we will work with you to ensure, that the medically necessary treatment you are receiving is not interrupted.
- If you believe we have not furnished you with a qualified provider to replace your previous provider or that your care is not being appropriately managed, you have the right to file an appeal of our decision.
- If you find out your doctor or specialist is leaving your plan, please contact us so we can assist you in finding a new provider to manage your care.

Please contact Member Services for assistance (contact information is located on the back of this booklet).

Chapter 3. Using the plan's coverage for your medical and other covered services

Section 2.4 How to get care from out-of-network providers

If you need medical care that Medicare requires our plan to cover and the providers in our Network cannot provide this care; you can get this care from an out-of-network provider. In this case a prior authorization is required. Please contact Member Services for assistance (contact information is located on the back of this booklet). If you obtain routine care from out-of-network providers without prior authorization, neither Medicare nor the Plan will be responsible for the costs.

SECTION 3 How to get covered services when you have an emergency or urgent need for care or during a disaster

Section 3.1 Getting care if you have a medical emergency**What is a “medical emergency” and what should you do if you have one?**

A “**medical emergency**” is when you, or any other prudent layperson with an average knowledge of health and medicine, believe that you have medical symptoms that require immediate medical attention to prevent loss of life, loss of a limb, or loss of function of a limb. The medical symptoms may be an illness, injury, severe pain, or a medical condition that is quickly getting worse.

If you have a medical emergency:

- **Get help as quickly as possible.** Call 911 for help or go to the nearest emergency room or hospital. Call for an ambulance if you need it. You do *not* need to get approval or a referral first from your PCP.
- **As soon as possible, make sure that our plan has been told about your emergency.** We need to follow up on your emergency care. You or someone else should call to tell us about your emergency care, usually within 48 hours. Please call Member Services at the number on the back of the plan membership card.

What is covered if you have a medical emergency?

You may get covered emergency medical care whenever you need it, anywhere in the United States or its territories. Our plan covers ambulance services in situations where getting to the emergency room in any other way could endanger your health. For more information, see the Benefits Chart in Chapter 4 of this booklet.

We offer up to \$10,000 of worldwide emergency coverage each calendar year for emergency transportation, urgent care, emergency care, and post-stabilization care.

If you have an emergency, we will talk with the doctors who are giving you emergency care to help manage and follow up on your care. The doctors who are giving you emergency care will decide when your condition is stable and the medical emergency is over.

After the emergency is over you are entitled to follow-up care to be sure your condition continues to be stable. Your follow-up care will be covered by our plan. If your emergency care is provided by out-of-network providers, we will try to arrange for network providers to take over your care as soon as your medical condition and the circumstances allow.

Chapter 3. Using the plan's coverage for your medical and other covered services

What if it wasn't a medical emergency?

Sometimes it can be hard to know if you have a medical emergency. For example, you might go in for emergency care – thinking that your health is in serious danger – and the doctor may say that it wasn't a medical emergency after all. If it turns out that it was not an emergency, as long as you reasonably thought your health was in serious danger, we will cover your care.

However, after the doctor has said that it was *not* an emergency, we will cover additional care *only* if you get the additional care in one of these two ways:

- You go to a network provider to get the additional care.
- – *or* – The additional care you get is considered “urgently needed services” and you follow the rules for getting this urgent care (for more information about this, see Section 3.2 below).

Section 3.2 Getting care when you have an urgent need for services**What are “urgently needed services”?**

“Urgently needed services” are non-emergency, unforeseen medical illness, injury, or condition that requires immediate medical care. Urgently needed services may be furnished by network providers or by out-of-network providers when network providers are temporarily unavailable or inaccessible. The unforeseen condition could, for example, be an unforeseen flare-up of a known condition that you have.

What if you are in the plan's service area when you have an urgent need for care?

You should always try to obtain urgently needed services from network providers. However, if providers are temporarily unavailable or inaccessible and it is not reasonable to wait to obtain care from your network provider when the network becomes available, we will cover urgently needed services that you get from an out-of-network provider.

When network providers are temporarily unavailable or inaccessible, urgent care can be accessed using any available urgent care center. You may also call the Nurse Advice Line at (888) 275-8750 for English and Spanish users. TTY users should call 711.

What if you are outside the plan's service area when you have an urgent need for care?

When you are outside the service area and cannot get care from a network provider, our plan will cover urgently needed services that you get from any provider.

We offer up to \$10,000 of worldwide emergency coverage each calendar year for emergency transportation, urgent care, emergency care, and post-stabilization care.

Section 3.3 Getting care during a disaster

If the Governor of your state, the U.S. Secretary of Health and Human Services, or the President of the United States declares a state of disaster or emergency in your geographic area, you are still entitled to care from your plan.

Chapter 3. Using the plan's coverage for your medical and other covered services

Please visit the following website: MolinaHealthcare.com/Medicare for information on how to obtain needed care during a disaster.

Generally, if you cannot use a network provider during a disaster, your plan will allow you to obtain care from out-of-network providers at in-network cost sharing. If you cannot use a network pharmacy during a disaster, you may be able to fill your prescription drugs at an out-of-network pharmacy. Please see Chapter 5, Section 2.5 for more information.

SECTION 4 What if you are billed directly for the full cost of your covered services?

Section 4.1 You can ask us to pay for covered services

If you have paid for your covered services, or if you have received a bill for covered medical services, go to Chapter 7 (*Asking us to pay a bill you have received for covered medical services or drugs*) for information about what to do.

Section 4.2 What should you do if services are not covered by our plan?

Molina Medicare Complete Care (HMO SNP) covers all medical services that are medically necessary, these services are listed in the plan's Benefits Chart (this chart is in Chapter 4 of this booklet), and are obtained consistent with plan rules. You are responsible for paying the full cost of services that aren't covered by our plan, either because they are not plan covered services, or they were obtained out-of-network and were not authorized.

If you have any questions about whether we will pay for any medical service or care that you are considering, you have the right to ask us whether we will cover it before you get it. You also have the right to ask for this in writing. If we say we will not cover your services, you have the right to appeal our decision not to cover your care.

Chapter 9 (*What to do if you have a problem or complaint (coverage decisions, appeals, complaints)*) has more information about what to do if you want a coverage decision from us or want to appeal a decision we have already made. You may also call Member Services to get more information (phone numbers are printed on the back cover of this booklet).

For covered services that have a benefit limitation, you pay the full cost of any services you get after you have used up your benefit for that type of covered service. If you pay for costs once a benefit limit has been reached, these costs will not count towards your out-of-pocket maximum. You can call Member Services when you want to know how much of your benefit limit you have already used.

SECTION 5 How are your medical services covered when you are in a “clinical research study”?

Section 5.1 What is a “clinical research study”?

A clinical research study (also called a “clinical trial”) is a way that doctors and scientists test new types of medical care, like how well a new cancer drug works. They test new medical care procedures or drugs by asking for volunteers to help with the study. This kind of study is one of the final stages of a research process that helps doctors and scientists see if a new approach works and if it is safe.

Not all clinical research studies are open to members of our plan. Medicare or our plan first needs to approve the research study. If you participate in a study that Medicare or our plan has *not* approved, *you will be responsible for paying all costs for your participation in the study.*

Once Medicare or our plan approves the study, someone who works on the study will contact you to explain more about the study and see if you meet the requirements set by the scientists who are running the study. You can participate in the study as long as you meet the requirements for the study *and* you have a full understanding and acceptance of what is involved if you participate in the study.

If you participate in a Medicare-approved study, Original Medicare pays most of the costs for the covered services you receive as part of the study. When you are in a clinical research study, you may stay enrolled in our plan and continue to get the rest of your care (the care that is not related to the study) through our plan.

If you want to participate in a Medicare-approved clinical research study, you do *not* need to get approval from us or your PCP. The providers that deliver your care as part of the clinical research study do *not* need to be part of our plan's network of providers.

Although you do not need to get our plan's permission to be in a clinical research study, **you do need to tell us before you start participating in a clinical research study.**

If you plan on participating in a clinical research study, contact Member Services (phone numbers are printed on the back cover of this booklet) to let them know that you will be participating in a clinical trial and to find out more specific details about what your plan will pay.

Section 5.2 When you participate in a clinical research study, who pays for what?

Once you join a Medicare-approved clinical research study, you are covered for routine items and services you receive as part of the study, including:

- Room and board for a hospital stay that Medicare would pay for even if you weren't in a study
- An operation or other medical procedure if it is part of the research study
- Treatment of side effects and complications of the new care

Original Medicare pays most of the cost of the covered services you receive as part of the study. After Medicare has paid its share of the cost for these services, our plan will pay the rest. Like for all covered services, you will pay nothing for the covered services you get in the clinical research study.

Chapter 3. Using the plan's coverage for your medical and other covered services

When you are part of a clinical research study, **neither Medicare nor our plan will pay for any of the following:**

- Generally, Medicare will *not* pay for the new item or service that the study is testing unless Medicare would cover the item or service even if you were *not* in a study.
- Items and services the study gives you or any participant for free
- Items or services provided only to collect data, and not used in your direct health care. For example, Medicare would not pay for monthly CT scans done as part of the study if your medical condition would normally require only one CT scan.

Do you want to know more?

You can get more information about joining a clinical research study by reading the publication “Medicare and Clinical Research Studies” on the Medicare website (www.medicare.gov). You can also call 1-800-MEDICARE (1-800-633-4227), 24 hours a day, 7 days a week. TTY users should call 1-877-486-2048.

SECTION 6 Rules for getting care covered in a “religious non-medical health care institution”

Section 6.1 What is a religious non-medical health care institution?

A religious non-medical health care institution is a facility that provides care for a condition that would ordinarily be treated in a hospital or skilled nursing facility. If getting care in a hospital or a skilled nursing facility is against a member's religious beliefs, we will instead provide coverage for care in a religious non-medical health care institution. You may choose to pursue medical care at any time for any reason. This benefit is provided only for Part A inpatient services (non-medical health care services). Medicare will only pay for non-medical health care services provided by religious non-medical health care institutions.

Section 6.2 Receiving Care From a Religious Non-Medical Health Care Institution

To get care from a religious non-medical health care institution, you must sign a legal document that says you are conscientiously opposed to getting medical treatment that is “non-excepted.”

- “Non-excepted” medical care or treatment is any medical care or treatment that is *voluntary* and *not required* by any federal, state, or local law.
- “Excepted” medical treatment is medical care or treatment that you get that is *not* voluntary or *is required* under federal, state, or local law.

To be covered by our plan, the care you get from a religious non-medical health care institution must meet the following conditions:

- The facility providing the care must be certified by Medicare.
- Our plan's coverage of services you receive is limited to *non-religious* aspects of care.
- If you get services from this institution that are provided to you in a facility, the following conditions apply:

Chapter 3. Using the plan's coverage for your medical and other covered services

- You must have a medical condition that would allow you to receive covered services for inpatient hospital care or skilled nursing facility care.
- – *and* – You must get approval in advance from our plan before you are admitted to the facility or your stay will not be covered.
- – *and* – Medicare Inpatient Hospital coverage limits may apply (refer to the benefit in Chapter 4).

Additionally, you should contact Member Services (the contact information is located on the back cover of this booklet) or your State Medicaid office (the contact information is listed in Chapter 2, Section 6) for more information on Medicaid-covered services to understand all your coverage options.

SECTION 7 Rules for ownership of durable medical equipment

Section 7.1 Will you own the durable medical equipment after making a certain number of payments under our plan?

Durable medical equipment (DME) includes items such as oxygen equipment and supplies, wheelchairs, walkers, powered mattress systems, crutches, diabetic supplies, speech generating devices, IV infusion pumps, nebulizers, and hospital beds ordered by a provider for use in the home. The member always owns certain items, such as prosthetics. In this section, we discuss other types of DME that you must rent.

In Original Medicare, people who rent certain types of DME own the equipment after paying copayments for the item for 13 months. As a member of Molina Medicare Complete Care (HMO SNP), however, you will not acquire ownership of rented DME items no matter how many copayments you make for the item while a member of our plan. Under certain limited circumstances we will transfer ownership of the DME item to you. Call Member Services (phone numbers are printed on the back cover of this booklet) to find out about the requirements you must meet and the documentation you need to provide.

What happens to payments you made for durable medical equipment if you switch to Original Medicare?

If you did not acquire ownership of the DME item while in our plan, you will have to make 13 new consecutive payments after you switch to Original Medicare in order to own the item. Payments you made while in our plan do not count toward these 13 consecutive payments.

If you made fewer than 13 payments for the DME item under Original Medicare *before* you joined our plan, your previous payments also do not count toward the 13 consecutive payments. You will have to make 13 new consecutive payments after you return to Original Medicare in order to own the item. There are no exceptions to this case when you return to Original Medicare.

SECTION 8 Rules for Oxygen Equipment, Supplies, and Maintenance

Section 8.1 What oxygen benefits are you entitled to?

If you qualify for Medicare oxygen equipment coverage, then for as long as you are enrolled, Molina Medicare Complete Care (HMO SNP) will cover:

- Rental of oxygen equipment
- Delivery of oxygen and oxygen contents
- Tubing and related oxygen accessories for the delivery of oxygen and oxygen contents
- Maintenance and repairs of oxygen equipment

If you leave Molina Medicare Complete Care (HMO SNP) or no longer medically require oxygen equipment, then the oxygen equipment must be returned to the owner.

Section 8.2 What is your cost sharing? Will it change after 36 months?

Your cost sharing for Medicare oxygen equipment coverage is \$0 for Medicare-covered DME and related supplies.

Your cost sharing will not change after being enrolled for 36 months in Molina Medicare Complete Care (HMO SNP).

Section 8.3 What happens if you leave your plan and return to Original Medicare?

If you return to Original Medicare, then you start a new 36-month cycle which renews every five years. For example, if you had paid rentals for oxygen equipment for 36 months prior to joining Molina Medicare Complete Care (HMO SNP), join Molina Medicare Complete Care (HMO SNP) for 12 months, and then return to Original Medicare, you will pay full cost sharing for oxygen equipment coverage.

Similarly, if you made payments for 36 months while enrolled in Molina Medicare Complete Care (HMO SNP) and then return to Original Medicare, you will pay full cost sharing for oxygen equipment coverage.

CHAPTER 4

Benefits Chart (what is covered)

Chapter 4. Benefits Chart (what is covered)

Chapter 4. Benefits Chart (what is covered)

SECTION 1	Understanding covered services	51
Section 1.1	You pay nothing for your covered services	51
Section 1.2	What is the most you will pay for Medicare Part A and Part B covered medical services?	51
SECTION 2	Use the <i>Benefits Chart</i> to find out what is covered for you	51
Section 2.1	Your medical benefits as a member of the plan	51
SECTION 3	What services are covered outside of Molina Medicare Complete Care (HMO SNP)?	92
Section 3.1	Services <i>not</i> covered by Molina Medicare Complete Care (HMO SNP)	92
SECTION 4	What services are not covered by the plan?	93
Section 4.1	Services <i>not</i> covered by the plan (exclusions) <i>OR</i> Medicaid	93

Chapter 4. Benefits Chart (what is covered)

SECTION 1 Understanding covered services

This chapter focuses on what services are covered. It includes a Benefits Chart that lists your covered services as a member of Molina Medicare Complete Care (HMO SNP). Later in this chapter, you can find information about medical services that are not covered. It also explains limits on certain services.

Section 1.1 You pay nothing for your covered services

Because you get assistance from Medicaid, you pay nothing for your covered services as long as you follow the plans' rules for getting your care. (See Chapter 3 for more information about the plans' rules for getting your care.)

If you receive Medicare cost sharing assistance under Medicaid, you pay nothing for your covered services as long as you follow the plan's rules for getting your care because you receive assistance from Medicaid with Medicare Part A and B cost sharing.

Section 1.2 What is the most you will pay for Medicare Part A and Part B covered medical services?

Note: Because our members also get assistance from Medicaid, very few members ever reach this out-of-pocket maximum. If you are eligible for Medicare cost sharing assistance under Medicaid, you are not responsible for paying any out-of-pocket costs toward the maximum out-of-pocket amount for covered Part A and Part B services.

Because you are enrolled in a Medicare Advantage Plan, there is a limit to how much you have to pay out-of-pocket each year for medical services that are covered under Medicare Part A and Part B (see the Medical Benefits Chart in Section 2, below). This limit is called the maximum out-of-pocket amount for medical services.

As a member of Molina Medicare Complete Care (HMO SNP), the most you will have to pay out-of-pocket for Part A and Part B services in 2021 is \$4,500. The amounts you pay for covered services count toward this maximum out-of-pocket amount. (The amounts you pay for Part D prescription drugs do not count toward your maximum out-of-pocket amount. In addition, amounts you pay for some services do not count toward your maximum out-of-pocket amount. These services are marked with an asterisk (*) in the Medical Benefits Chart.) If you reach the maximum out-of-pocket amount of \$4,500, you will not have to pay any out-of-pocket costs for the rest of the year for covered Part A and Part B services. However, you must continue to pay the Medicare Part B premium (unless your Part B premium is paid for you by Medicaid or another third party).

SECTION 2 Use the *Benefits Chart* to find out what is covered for you

Section 2.1 Your medical benefits as a member of the plan

The Benefits Chart on the following pages lists the services Molina Medicare Complete Care (HMO SNP) covers and what you pay out-of-pocket for each service. The services listed in the Benefits Chart are covered only when the following coverage requirements are met:

- Your Medicare covered services must be provided according to the coverage guidelines established by Medicare.

Chapter 4. Benefits Chart (what is covered)

- Your services (including medical care, services, supplies, and equipment) *must* be medically necessary. “Medically necessary” means that the services, supplies, or drugs are needed for the prevention, diagnosis, or treatment of your medical condition and meet accepted standards of medical practice.
- You receive your care from a network provider. In most cases, care you receive from an out-of-network provider will not be covered. Chapter 3 provides more information about requirements for using network providers and the situations when we will cover services from an out-of-network provider.
- You have a primary care provider (a PCP) who is providing and overseeing your care. In most situations, your PCP must give you approval in advance before you can see other providers in the plan’s network. This is called giving you a “referral.” Chapter 3 provides more information about getting a referral and the situations when you do not need a referral.
- Some of the services listed in the Benefits Chart are covered only if your doctor or other network provider gets approval in advance (sometimes called "prior authorization") from us. Covered services that need approval in advance are marked in the Benefits Chart by a + sign.

Other important things to know about our coverage:


- You are covered by both Medicare and Medicaid. Medicare covers health care and prescription drugs. Medicaid covers your cost sharing for Medicare services, including inpatient hospital services and outpatient hospital services. Medicaid also covers services Medicare does not cover, like family planning services.
- Like all Medicare health plans, we cover everything that Original Medicare covers. (If you want to know more about the coverage and costs of Original Medicare, look in your *Medicare & You 2021 Handbook*. View it online at www.medicare.gov or ask for a copy by calling 1-800-MEDICARE (1-800-633-4227), 24 hours a day, 7 days a week. TTY users should call 1-877-486-2048.)
- For all preventive services that are covered at no cost under Original Medicare, we also cover the service at no cost to you.
- Sometimes, Medicare adds coverage under Original Medicare for new services during the year. If Medicare adds coverage for any services during 2021, either Medicare or our plan will cover those services.
- If you are within our plan's six (6)-month period of deemed continued eligibility, we will continue to provide all appropriate Medicare Advantage plan covered benefits. However, during this period, Molina Medicare offers a six (6) month Loss of Medicaid (LOM) grace period allowing Members adequate time to reapply for Medicaid and become reinstated if they still qualify. During the LOM grace period the Member is kept whole and their Part C cost share and Part D low-income cost share (LICS)/Low-income premium subsidy (LIPS) remain as though they had no change. Medicare cost sharing amounts for Medicare basic and supplemental benefits do not change during this period.

You do not pay anything for the services listed in the Benefits Chart, as long as you meet the coverage requirements described above.





Chapter 4. Benefits Chart (what is covered)

You will see this apple next to the preventive services in the benefits chart.


Benefits Chart

Services that are covered for you	What you must pay when you get these services
 Abdominal aortic aneurysm screening * A one-time screening ultrasound for people at risk. The plan only covers this screening if you have certain risk factors and if you get a referral for it from your physician, physician assistant, nurse practitioner, or clinical nurse specialist.	There is no coinsurance, copayment, or deductible for members eligible for this preventive screening.
Acupuncture for chronic low back pain Covered services include: Up to 12 visits in 90 days are covered for Medicare beneficiaries under the following circumstances: For the purpose of this benefit, chronic low back pain is defined as: <ul style="list-style-type: none"> • Lasting 12 weeks or longer; • nonspecific, in that it has no identifiable systemic cause (i.e., not associated with metastatic, inflammatory, infectious, etc. disease); • not associated with surgery; and • not associated with pregnancy. An additional eight sessions will be covered for those patients demonstrating an improvement. No more than 20 acupuncture treatments may be administered annually. Treatment must be discontinued if the patient is not improving or is regressing.	You pay \$0 for each Medicare-covered treatment.
Ambulance services + <ul style="list-style-type: none"> • Covered ambulance services include fixed wing, rotary wing, and ground ambulance services, to the nearest appropriate facility that can provide care if they are furnished to a member whose medical condition is such that other means of transportation could endanger the person's health or if authorized by the plan. • Non-emergency transportation by ambulance is appropriate if it is documented that the member's condition is such that other means of transportation could endanger the person's health and that transportation by ambulance is medically required. 	You pay \$0 for each Medicare-covered one-way ambulance trip. Prior authorization is only required for non-emergent ambulance transport. If you need emergency care, dial 911 and request an ambulance.




Chapter 4. Benefits Chart (what is covered)

Services that are covered for you	What you must pay when you get these services
	Refer to “Worldwide emergency/urgent coverage” in this chart if you need emergency ambulance transport outside the U.S.
 Annual physical exam (Supplemental) * <p>The annual routine physical exam provides coverage for additional physical examination services that can only be rendered by a physician, nurse practitioner, or physician assistant. This is a great opportunity to focus attention on prevention and screening. During a routine physical examination, the clinician will examine you to identify problems through visual inspection, palpation, auscultation, and percussion. The last three of these involve direct physical contact and are necessary to identify the presence (or absence) of a physical condition.</p>	<p>You pay \$0 for these services.</p> <p>If additional services are required, your provider will refer you to a specialist or submit a prior authorization if needed.</p>
 Annual wellness visit * <p>If you’ve had Part B for longer than 12 months, you can get an annual wellness visit to develop or update a personalized prevention plan based on your current health and risk factors. This is covered once every 12 months.</p> <p>Note: Your first annual wellness visit can’t take place within 12 months of your “Welcome to Medicare” preventive visit. However, you don’t need to have had a “Welcome to Medicare” visit to be covered for annual wellness visits after you’ve had Part B for 12 months.</p>	<p>There is no coinsurance, copayment, or deductible for the annual wellness visit.</p>
 Bone mass measurement * <p>For qualified individuals (generally, this means people at risk of losing bone mass or at risk of osteoporosis), the following services are covered every 24 months or more frequently if medically necessary: procedures to identify bone mass, detect bone loss, or determine bone quality, including a physician’s interpretation of the results.</p>	<p>There is no coinsurance, copayment, or deductible for Medicare-covered bone mass measurement.</p>
 Breast cancer screening (mammograms) * <p>Covered services include:</p> <ul style="list-style-type: none"> • One baseline mammogram between the ages of 35 and 39 • One screening mammogram every 12 months for women age 40 and older 	<p>There is no coinsurance, copayment, or deductible for covered screening mammograms.</p>

Chapter 4. Benefits Chart (what is covered)

Services that are covered for you	What you must pay when you get these services
<ul style="list-style-type: none"> • Clinical breast exams once every 24 months <p>A screening mammography is used for the early detection of breast cancer. Once a history of breast cancer has been established, and until there are no longer any signs or symptoms of breast cancer, ongoing mammograms are considered diagnostic and are covered under “Outpatient diagnostic tests and therapeutic services and supplies” in this chart. The screening mammography annual benefit is not available for members who have signs or symptoms of breast cancer.</p>	
<p>Cardiac rehabilitation services +</p> <p>Comprehensive programs of cardiac rehabilitation services that include exercise, education, and counseling are covered for members who meet certain conditions with a doctor’s order. The plan also covers intensive cardiac rehabilitation programs that are typically more rigorous or more intense than cardiac rehabilitation programs.</p>	<p>You pay \$0 per visit for Medicare-covered cardiac (heart) rehab services in a primary care setting like your doctor’s office.</p> <p>Your outpatient hospital cost share applies if these programs are provided in a hospital outpatient setting. Refer to “Outpatient hospital services” in the chart to learn more.</p> <p>Plan maximum applies:</p> <ul style="list-style-type: none"> • Up to 36 sessions over 36 weeks. • No more than 2 one-hour sessions per day.
<p> Cardiovascular disease risk reduction visit (therapy for cardiovascular disease) *</p> <p>We cover one visit per year with your primary care doctor to help lower your risk for cardiovascular disease. During this visit, your doctor may discuss aspirin use (if appropriate), check your blood pressure, and give you tips to make sure you’re eating healthy.</p>	<p>There is no coinsurance, copayment, or deductible for the intensive behavioral therapy cardiovascular disease preventive benefit.</p>

Chapter 4. Benefits Chart (what is covered)

Services that are covered for you	What you must pay when you get these services
 Cardiovascular disease testing * Blood tests for the detection of cardiovascular disease (or abnormalities associated with an elevated risk of cardiovascular disease) once every 5 years (60 months).	There is no coinsurance, copayment, or deductible for cardiovascular disease testing that is covered once every 5 years.
 Cervical and vaginal cancer screening * Covered services include: <ul style="list-style-type: none"> • For all women: Pap tests and pelvic exams are covered once every 24 months • If you are at high risk of cervical or vaginal cancer or you are of childbearing age and have had an abnormal Pap test within the past 3 years: one Pap test every 12 months 	There is no coinsurance, copayment, or deductible for Medicare-covered preventive Pap and pelvic exams.
Chiropractic services (Medicare-covered) Covered services include: <ul style="list-style-type: none"> • We only cover manual manipulation of the spine to correct subluxation. 	You pay \$0 per visit for these Medicare-covered services.
 Colorectal cancer screening * For people 50 and older, the following are covered: <ul style="list-style-type: none"> • Flexible sigmoidoscopy (or screening barium enema as an alternative) every 48 months One of the following every 12 months: <ul style="list-style-type: none"> • Guaiac-based fecal occult blood test (gFOBT) • Fecal immunochemical test (FIT) DNA based colorectal screening every 3 years For people at high risk of colorectal cancer, we cover: <ul style="list-style-type: none"> • Screening colonoscopy (or screening barium enema as an alternative) every 24 months For people not at high risk of colorectal cancer, we cover: <ul style="list-style-type: none"> • Screening colonoscopy every 10 years (120 months), but not within 48 months of a screening sigmoidoscopy 	There is no coinsurance, copayment, or deductible for a Medicare-covered colorectal cancer screening exam.



Chapter 4. Benefits Chart (what is covered)

Services that are covered for you	What you must pay when you get these services
<p>Dental services (Medicare-covered) +</p> <p>In general, preventive dental services (such as cleaning, routine dental exams, and dental x-rays) are not covered by Original Medicare.</p> <p>We cover:</p> <p>Additional dental benefits that Original Medicare does not cover. These benefits are detailed separately below under the Dental services (Supplemental) category.</p>	<p>You pay \$0 for these Medicare-covered dental services.</p>
<p>Dental services (Supplemental) * +</p> <p>We offer additional dental benefits that include dental services such as cleanings, fillings, and dentures.</p> <p>You have a \$1,000 maximum allowance each calendar year for all supplemental comprehensive dental services, including dentures.</p> <p>The annual maximum allowance does not apply towards your supplemental preventive dental services.</p> <p>Only the services listed below are covered and each service has a specific limit (e.g., maximum allowance, number of procedures, and/or frequency of services).</p> <ul style="list-style-type: none"> • Oral Exams <ul style="list-style-type: none"> ◦ Up to 2 every calendar year; either D0120, D0150 or D0180. D0150 and D0180 allowed once per provider per lifetime. • Dental X-Rays <ul style="list-style-type: none"> ◦ Up to 4 sets every calendar year; either D0272 or D0274. ◦ Up to 6 periapicals every calendar year (D0220, D0230). ◦ D0330 is allowed once every 5 calendar years. If you get a full mouth x-ray (D0330) you cannot get bitewing x-rays (D0272 or D0274) within the same calendar year. • Prophylaxis (Cleanings) <ul style="list-style-type: none"> ◦ Up to 2 every calendar year (D1110). • Fluoride Treatment <ul style="list-style-type: none"> ◦ Up to 2 every calendar year (D1206, D1208). • Periodontics (Deep Scaling) 	<p>You pay \$0 for these services.</p> <p>Not all dental procedures recommended by a dentist may be covered. Have the dentist tell you what the plan will pay and what you will have to pay out-of-pocket.</p> <p>You may be responsible for costs if a service is not covered or if you exceed your maximum allowance.</p> <p>Services are only available when provided by contracted in-network dentists. If you receive care from an out-of-network dental provider you must pay for your own care.</p> <p>To find an in-network dental provider close to you:</p> <ul style="list-style-type: none"> • Call our Member Services Department, or • Search online – using our supplemental dental provider online search tool at MolinaHealthcare.com/Medicare <p>A referral from your Primary Care Physician (PCP) is not required for this benefit.</p>


Chapter 4. Benefits Chart (what is covered)

Services that are covered for you	What you must pay when you get these services
<ul style="list-style-type: none"> ◦ Up to 4 quadrants every 2 calendar years. Coverage includes any combination of D4341 or D4342. • Periodontics (Debridement) <ul style="list-style-type: none"> ◦ Up to 1 every calendar year (D4355). ◦ Up to 2 every calendar year (D4910). • Restorative Services (Fillings) <ul style="list-style-type: none"> ◦ Up to 6 restorations or 12 surfaces every calendar year from any of the covered amalgam or resin-based restorative ADA codes (D2140-D2161, D2330-D2335, and D2391-D2394). • Extractions (Simple) <ul style="list-style-type: none"> ◦ Up to 8 every calendar year (D7140). • Extractions (Surgical) <ul style="list-style-type: none"> ◦ Up to 3 every calendar year (D7210-D7241). • Incision and Drainage <ul style="list-style-type: none"> ◦ Up to 1 per tooth per lifetime; either D7510, D7511 or D7520, D7521. • Crowns and Crown Repair <ul style="list-style-type: none"> ◦ Up to 2 every calendar year; once every 5 years per tooth (D2510-D2540, D2542-D2544, D2620, D2630, D2642-D2644, D2650-D2652, D2662-D2664, D2710-D2722, D2740, D2751, D2752, D2781-D2783, D2790-D2794, D2799, D2951-D2954, D2980). • Endodontics / Root Canals <ul style="list-style-type: none"> ◦ Up to 1 per tooth, every calendar year (D3220, D3310-D3330, D3410, D3421, D3425, D3426). • Dentures <ul style="list-style-type: none"> ◦ Up to 1 set of dentures (either full or partial) every 3 calendar years; up to the plan annual maximum coverage amount (D5110-D5140, D5211-D5214, D5225, D5226). • Denture Repairs and Adjustments 	

Chapter 4. Benefits Chart (what is covered)

Services that are covered for you	What you must pay when you get these services
<ul style="list-style-type: none"> ◦ Up to 4 every calendar year (D5511, D5512, D5520, D5611, D5612, D5621, D5622, D5630, D5640, D5650, D5660, D5670, D5671, D5710, D5711, D5720, D5721, D5730, D5731, D5740, D5741, D5750, D5751, D5760, D5761). • Palliative Emergency Treatment <ul style="list-style-type: none"> ◦ Up to 4 every calendar year (D9110). • Anesthesia (Deep Sedation and Intravenous) <ul style="list-style-type: none"> ◦ Covered with oral surgery (D9222, D9223, D9239, D9243). <p>These codes may be updated by the American Dental Association (ADA) during the year. If you have a question about a dental ADA code, please call Member Services. Their phone number can be found on the back page of this booklet and on the back of your plan member ID card.</p> <p>Some dental services require prior authorization. Your provider will handle any plan-required authorizations for you.</p>	
 Depression screening * We cover one screening for depression per year. The screening must be done in a primary care setting that can provide follow-up treatment and/or referrals.	There is no coinsurance, copayment, or deductible for an annual depression screening visit.
 Diabetes screening * We cover this screening (includes fasting glucose tests) if you have any of the following risk factors: high blood pressure (hypertension), history of abnormal cholesterol and triglyceride levels (dyslipidemia), obesity, or a history of high blood sugar (glucose). Tests may also be covered if you meet other requirements, like being overweight and having a family history of diabetes. Based on the results of these tests, you may be eligible for up to two diabetes screenings every 12 months.	There is no coinsurance, copayment, or deductible for the Medicare-covered diabetes screening tests.

Chapter 4. Benefits Chart (what is covered)

Services that are covered for you	What you must pay when you get these services
 <p>Diabetes self-management training, diabetic services and supplies *</p> <p>For all people who have diabetes (insulin and non-insulin users). Covered services include:</p> <ul style="list-style-type: none"> • Supplies to monitor your blood glucose: Blood glucose monitor, blood glucose test strips, lancet devices and lancets, and glucose-control solutions for checking the accuracy of test strips and monitors. + <ul style="list-style-type: none"> ◦ Blood glucose (sugar) monitors <ul style="list-style-type: none"> - Covered when your doctor prescribes for use in your home. - Preferred brand blood glucose monitors do not require prior authorization. ◦ Blood glucose (sugar) test strips <ul style="list-style-type: none"> - Preferred brand blood glucose test strips do not require prior authorization. - May be limited to a 30-day supply per fill. ◦ Insulin <ul style="list-style-type: none"> - Not covered under Medicare Part B. May be covered under Medicare Part D. - If you use an external insulin pump, insulin and the pump may be covered as durable medical equipment (DME). However, suppliers of insulin pumps might not provide insulin. ◦ Glucose control solutions for checking the accuracy of test strips and monitors. • For people with diabetes who have severe diabetic foot disease: One pair per calendar year of therapeutic custom-molded shoes (including inserts provided with such shoes) and two additional pairs of inserts, or one pair of depth shoes and three pairs of inserts (not including the non-customized removable inserts provided with such shoes). Coverage includes fitting. + • Diabetes self-management training is covered under certain conditions.+ • Medicare-covered diabetic services include: <ul style="list-style-type: none"> ◦ Yearly eye exam and glaucoma tests 	<p>You pay \$0 if you qualify for Medicare-covered:</p> <ul style="list-style-type: none"> • Diabetic therapeutic shoes or inserts. • Diabetes self-management training. <p>You pay \$0 for covered diabetic supplies.</p> <p>Supplies are covered when you have a prescription and fill it at a network retail pharmacy or through the Mail Service Pharmacy program.</p> <p>Your Medicare Part D deductible and cost share may apply for diabetic supplies covered under your Medicare Part D coverage. See “Medicare Part D” in this booklet.</p> <p>Cost-share may apply to an insulin pump under your durable medical equipment benefit. See “Durable medical equipment (DME) and related supplies” in this chart.</p> <p>See “Vision care” in this chart for doctor’s services if you need an eye exam for diabetic retinopathy or a glaucoma screening.</p> <p>See “Podiatry services” in this chart if you are diabetic and need to see a doctor for a foot exam.</p> <p>See “Medical nutrition therapy” in this chart if you are diabetic and need medical nutrition therapy services (MNT).</p>


Chapter 4. Benefits Chart (what is covered)

Services that are covered for you	What you must pay when you get these services
<ul style="list-style-type: none"> ◦ Foot exams ◦ Medical nutrition therapy services (MNT) + <p>We cover diabetic supplies from a preferred manufacturer without a prior authorization. We will cover other brands if you get a prior authorization from us.</p>	
<p>Durable medical equipment (DME) and related supplies +</p> <p>(For a definition of “durable medical equipment,” see Chapter 12 of this booklet.)</p> <p>Covered items include, but are not limited to: wheelchairs, crutches, powered mattress systems, diabetic supplies, hospital beds ordered by a provider for use in the home, IV infusion pumps, speech generating devices, oxygen equipment, nebulizers, and walkers.</p> <p>We cover all medically necessary DME covered by Original Medicare. If our supplier in your area does not carry a particular brand or manufacturer, you may ask them if they can special order it for you. The most recent list of suppliers is available on our website at MolinaHealthcare.com/Medicare.</p>	<p>You pay \$0 for Medicare-covered DME and related supplies.</p> <p>Your cost share may be less if you go to a preferred provider.</p>
<p>Emergency care</p> <p>Emergency care refers to services that are:</p> <ul style="list-style-type: none"> • Furnished by a provider qualified to furnish emergency services, and • Needed to evaluate or stabilize an emergency medical condition. <p>A medical emergency is when you, or any other prudent layperson with an average knowledge of health and medicine, believe that you have medical symptoms that require immediate medical attention to prevent loss of life, loss of a limb, or loss of function of a limb. The medical symptoms may be an illness, injury, severe pain, or a medical condition that is quickly getting worse.</p> <p>Cost sharing for necessary emergency services furnished out-of-network is the same as for such services furnished in-network.</p> <p>As an added benefit, we offer up to \$10,000 of worldwide emergency coverage each calendar year for emergency transportation, urgent care, emergency care, and post-stabilization care.</p>	<p>You pay \$0 for each Medicare-covered emergency room visit.</p> <p>If you are admitted to a hospital, you will pay cost sharing as described in “Inpatient hospital care” in this chart.</p> <p>Your cost share is the same for in-network or out-of-network emergency services.</p> <p>If you receive emergency care at an out-of-network hospital and need inpatient care after your emergency condition is stabilized, you must return to a network hospital in order for your care to continue to be covered OR you must have your inpatient care at the out-of-network hospital</p>

Chapter 4. Benefits Chart (what is covered)

Services that are covered for you	What you must pay when you get these services
	<p>authorized by the plan. Your out-of-pocket cost is the highest cost sharing you would pay at a network hospital.</p> <p>Emergency care outside of the United States (U.S.) may be considered an emergency and covered under the worldwide emergency/urgent coverage benefit. See “Worldwide emergency/urgent care coverage” in this chart to learn more.</p>
<p>Fitness benefit (Supplemental) *</p> <p>We provide a membership in participating fitness centers, and the home fitness program for members who are unable to visit a fitness center or prefer to work out from home, through the Silver&Fit® Healthy Aging and Exercise program.</p> <p>If you choose to workout at a participating fitness center, you can register through the SilverandFit.com website or at the participating fitness center.</p> <p>If you choose to workout at a participating fitness center and you have a caregiver, you can bring them with you to help you use the fitness center’s services and equipment.</p> <p>If you choose to workout using the Home Fitness program, you can pick up to 2 Home Fitness Kits and 1 Stay Fit Kit from a selection of kits each calendar year to keep active in the comfort of your home.</p> <p>No matter your choice, as a Silver&Fit member you will also have access to 1,500+ digital workout videos on the Silver&Fit website and the Silver&Fit ASHConnect™ mobile app. Enjoy daily workout classes on Facebook Live and the Silver&Fit YouTube channel. Additional digital resources, such as Healthy Aging classes, a quarterly newsletter, and rewards for reaching new milestones. You may also have access to telephonic coaching.</p> <p>Participating fitness centers may also offer low-impact classes focused on improving and increasing muscular strength and endurance, mobility, flexibility, range of motion, balance, agility, and coordination.</p>	<p>You pay \$0 for these services.</p> <p>No referral or prior authorization is required to use this benefit.</p> <p>Always talk to your doctor before starting or changing your exercise routine.</p>


Chapter 4. Benefits Chart (what is covered)

Services that are covered for you	What you must pay when you get these services
<p>Enrollment Options:</p> <ul style="list-style-type: none"> • Go to SilverandFit.com and register to use the website. After registering, you can browse the library of online fitness classes, locate a nearby fitness center, or enroll into the Home Fitness program. • You can also call toll-free (877) 427-4711 (TTY/TDD: 711), Monday to Friday, 5 a.m. to 6 p.m. (Pacific Time) excluding holidays to find a participating fitness center or to enroll in the Home Fitness program. <p>*Non-standard services that call for an added fee are not part of the Silver&Fit program and will not be reimbursed. The Silver&Fit program is provided by American Specialty Health Fitness, Inc., a subsidiary of American Specialty Health Incorporated (ASH). Silver&Fit and ASHConnect are trademarks of ASH and used with permission herein. Kits are subject to change. Other names or logos may be trademarks of their respective owners. Participating fitness centers and fitness chains may vary by location and are subject to change.</p>	
<p> Health and wellness education programs *</p> <p>Health Management Programs</p> <p>We have programs available to help you manage a diagnosed health condition. Programs include:</p> <ul style="list-style-type: none"> • Asthma management. • Depression management. • Diabetes management. • High blood pressure management. • Cardiovascular Disease (CVD) management. • Chronic Obstructive Pulmonary Disease (COPD) management. • Pregnancy program. <p>Learning materials and care tips are available. We can also help you work with your provider.</p> <p>Enrollment in Health Management Programs:</p> <ul style="list-style-type: none"> • You are automatically enrolled into the program(s) that best meets your needs based on medical or pharmacy claims data. • You can also enroll through your provider or self-refer. 	<p>You pay \$0 for these services.</p>

Chapter 4. Benefits Chart (what is covered)

Services that are covered for you	What you must pay when you get these services
<p>There are certain requirements that you must meet to enroll.</p> <p>Disenrollment from Health Management Programs:</p> <ul style="list-style-type: none"> • These programs are voluntary, and you can choose to be removed from a program at any time. <p>You can learn more or enroll in any of the programs above by calling our Health Management Department at (866) 891-2320 (TTY: 711), Monday to Friday, 6 a.m. to 6 p.m. (Pacific Standard Time).</p> <p>Health Promotion Programs</p> <p>Other programs designed to enrich your health and lifestyle are also available, such as:</p> <ul style="list-style-type: none"> • A smoking cessation program. • A weight control program. <p>For information and/or materials for smoking cessation or weight control call (866) 472-9483 (TTY/TDD: 711), Monday to Friday, 6 a.m. to 6 p.m. (Pacific Standard Time).</p> <p>Nutritional / Dietary Counseling</p> <p>See the “Nutrition counseling (Supplemental)” benefit in this chart.</p> <p>Nurse Advice Line</p> <p>Whether you have an immediate health concern, questions about a medical condition, or would like general information about available health resources the nurse advice line is available 24 hours a day, 7 days a week.</p> <p>The toll-free Nurse Advice Line phone number is: (888) 275-8750, (TTY/TDD: 711)</p> <p>A registered nurse will help you determine if you can manage your care at home or need the attention of a medical professional.</p> <p>Call anytime, day or night, to speak with a registered nurse about illnesses or injuries.</p> <ul style="list-style-type: none"> • No referral or prior authorization is needed <p>This service isn’t intended for emergencies. In case of an emergency, dial 911 immediately.</p>	

Chapter 4. Benefits Chart (what is covered)

Services that are covered for you	What you must pay when you get these services
<p>Hearing services (Medicare-covered)</p> <p>Diagnostic hearing and balance evaluations performed by your provider to determine if you need medical treatment are covered as outpatient care when furnished by a physician, audiologist, or other qualified provider.</p> <p>Medicare-covered diagnostic hearing and balance exams help determine whether or not you need medical treatment.</p> <p>The exam is based on a medical need only, such as a loss of hearing due to illness, disease, injury, or surgery.</p>	<p>You pay \$0 for Medicare-covered hearing services.</p>
<p>Hearing services (Supplemental) *</p> <p>In addition to the Medicare-covered hearing services, you can get a routine hearing test once every calendar year.</p> <p>After the routine hearing test, you may be fitted for a hearing aid.</p> <ul style="list-style-type: none"> • fitting / evaluation for hearing aids can be done once every 2 calendar years. <p>If you are told you need hearing aids, you can get up to 2 pre-selected hearing aids from a plan-approved provider every calendar year for both ears combined. +</p>	<p>You pay \$0 for a routine hearing test.</p> <p>If you need a hearing aid, You pay \$0 for a fitting / evaluation for hearing aids and \$0 for preselected hearing aids from a plan approved provider.</p>
<p> HIV screening *</p> <p>For people who ask for an HIV screening test or who are at increased risk for HIV infection, we cover:</p> <ul style="list-style-type: none"> • One screening exam every 12 months <p>For women who are pregnant, we cover:</p> <ul style="list-style-type: none"> • Up to three screening exams during a pregnancy 	<p>There is no coinsurance, copayment, or deductible for members eligible for Medicare-covered preventive HIV screening.</p>


Chapter 4. Benefits Chart (what is covered)

Services that are covered for you	What you must pay when you get these services
<p>Home health agency care +</p> <p>Prior to receiving home health services, a doctor must certify that you need home health services and will order home health services to be provided by a home health agency. You must be homebound, which means leaving home is a major effort.</p> <p>Covered services include, but are not limited to:</p> <ul style="list-style-type: none"> • Part-time or intermittent skilled nursing and home health aide services (To be covered under the home health care benefit, your skilled nursing and home health aide services combined must total fewer than 8 hours per day and 35 hours per week) • Physical therapy, occupational therapy, and speech therapy • Medical and social services • Medical equipment and supplies 	<p>You pay \$0 for these services.</p> <p>See “Durable medical equipment and related supplies” in this chart for cost share related to medically-necessary medical equipment and supplies covered by Original Medicare.</p>
<p>Home infusion therapy</p> <p>Home infusion therapy involves the intravenous or subcutaneous administration of drugs or biologicals to an individual at home. The components needed to perform home infusion include the drug (for example, antivirals, immune globulin), equipment (for example, a pump), and supplies (for example, tubing and catheters). Covered services include, but are not limited to:</p> <ul style="list-style-type: none"> • Professional services, including nursing services, furnished in accordance with the plan of care • Patient training and education not otherwise covered under the durable medical equipment benefit • Remote monitoring • Monitoring services for the provision of home infusion therapy and home infusion drugs furnished by a qualified home infusion therapy supplier 	<p>You pay \$0 for Medicare-covered Home infusion therapy.</p>
<p>Hospice care *</p> <p>You may receive care from any Medicare-certified hospice program. You are eligible for the hospice benefit when your doctor and the hospice medical director have given you a terminal prognosis certifying that you’re terminally ill and have 6 months or less to live if your illness runs its normal course.</p>	<p>When you enroll in a Medicare-certified hospice program, your hospice services and your Part A and Part B services related to your terminal</p>

Chapter 4. Benefits Chart (what is covered)

Services that are covered for you	What you must pay when you get these services
<p>Your hospice doctor can be a network provider or an out-of-network provider. Covered services include:</p> <ul style="list-style-type: none"> • Drugs for symptom control and pain relief • Short-term respite care • Home care 	<p>prognosis are paid for by Original Medicare, not Molina Medicare Complete Care (HMO SNP).</p>
<p><u>For hospice services and for services that are covered by Medicare Part A or B and are related to your terminal prognosis:</u> Original Medicare (rather than our plan) will pay for your hospice services related to your terminal prognosis. While you are in the hospice program, your hospice provider will bill Original Medicare for the services that Original Medicare pays for.</p>	
<p><u>For services that are covered by Medicare Part A or B and are not related to your terminal prognosis:</u> If you need non-emergency, non-urgently needed services that are covered under Medicare Part A or B and that are not related to your terminal prognosis, your cost for these services depends on whether you use a provider in our plan's network:</p> <ul style="list-style-type: none"> • If you obtain the covered services from a network provider, you only pay the plan cost sharing amount for in-network services • If you obtain the covered services from an out-of-network provider, you pay the cost sharing under Fee-for-Service Medicare (Original Medicare) 	
<p><u>For services that are covered by Molina Medicare Complete Care (HMO SNP) but are not covered by Medicare Part A or B:</u> Molina Medicare Complete Care (HMO SNP) will continue to cover plan-covered services that are not covered under Part A or B whether or not they are related to your terminal prognosis. You pay your plan cost sharing amount for these services.</p>	
<p><u>For drugs that may be covered by the plan's Part D benefit:</u> Drugs are never covered by both hospice and our plan at the same time. For more information, please see Chapter 5, Section 9.4 (<i>What if you're in Medicare-certified hospice</i>).</p>	
<p>Note: If you need non-hospice care (care that is not related to your terminal prognosis), you should contact us to arrange the services.</p>	
<p>Our plan covers hospice consultation services (one time only) for a terminally ill member who hasn't elected the hospice benefit.</p>	

Chapter 4. Benefits Chart (what is covered)

Services that are covered for you	What you must pay when you get these services
 Immunizations * Covered Medicare Part B services include: <ul style="list-style-type: none"> • Pneumonia vaccine • Flu shots, once each flu season in the fall and winter, with additional flu shots if medically necessary • Hepatitis B vaccine if you are at high or intermediate risk of getting Hepatitis B • Other vaccines if you are at risk and they meet Medicare Part B coverage rules We also cover some vaccines under our Part D prescription drug benefit. See Chapter 6 for more information about coverage and applicable cost sharing.	There is no coinsurance, copayment, or deductible for the pneumonia, influenza, and Hepatitis B vaccines.
Inpatient hospital care + Includes inpatient acute, inpatient rehabilitation, long-term care hospitals and other types of inpatient hospital services. Inpatient hospital care starts the day you are formally admitted to the hospital with a doctor's order. The day before you are discharged is your last inpatient day. Covered services include but are not limited to: <ul style="list-style-type: none"> • Semi-private room (or a private room if medically necessary) • Meals including special diets • Regular nursing services • Costs of special care units (such as intensive care or coronary care units) • Drugs and medications • Lab tests • X-rays and other radiology services • Necessary surgical and medical supplies • Use of appliances, such as wheelchairs • Operating and recovery room costs • Physical, occupational, and speech language therapy • Inpatient substance abuse services 	Each benefit period you pay: <ul style="list-style-type: none"> • \$0 for days 1 to 90 and for each lifetime reserve day you elect to use after 90 days • All costs beyond your Medicare lifetime reserve days (up to 60 days over your lifetime) Medicare benefit periods apply. A benefit period begins on the first day that you are admitted to a Medicare-covered inpatient hospital or SNF. The benefit period ends when you haven't received any inpatient hospital care (or skilled care in a SNF) for 60 days in a row. If you go into a hospital or a SNF after one benefit period has ended, a new benefit period begins. There is no limit to the number of benefit periods you can have.


Chapter 4. Benefits Chart (what is covered)

Services that are covered for you	What you must pay when you get these services
<ul style="list-style-type: none"> • Under certain conditions, the following types of transplants are covered: corneal, kidney, kidney-pancreatic, heart, liver, lung, heart/lung, bone marrow, stem cell, and intestinal/multivisceral. If you need a transplant, we will arrange to have your case reviewed by a Medicare-approved transplant center that will decide whether you are a candidate for a transplant. Transplant providers may be local or outside of the service area. If our in-network transplant services are outside the community pattern of care, you may choose to go locally as long as the local transplant providers are willing to accept the Original Medicare rate. If Molina Medicare Complete Care (HMO SNP) provides transplant services at a location outside the pattern of care for transplants in your community and you choose to obtain transplants at this distant location, we will arrange or pay for appropriate lodging and transportation costs for you and a companion. • Blood - Coverage of storage and administration begins with the first pint of blood that you need • Physician services 	<p>If you are admitted at the end of the year but not discharged until the following year, your benefit and cost share is based on the year that you were admitted.</p> <p>If you get authorized inpatient care at an out-of-network hospital after your emergency condition is stabilized, your cost is the highest cost sharing you would pay at a network hospital.</p>
<p>Note: To be an inpatient, your provider must write an order to admit you formally as an inpatient of the hospital. Even if you stay in the hospital overnight, you might still be considered an “outpatient.” If you are not sure if you are an inpatient or an outpatient, you should ask the hospital staff.</p> <p>You can also find more information in a Medicare fact sheet called “Are You a Hospital Inpatient or Outpatient? If You Have Medicare – Ask!” This fact sheet is available on the Web at www.medicare.gov/sites/default/files/2018-09/11435-Are-You-an-Inpatient-or-Outpatient.pdf or by calling 1-800-MEDICARE (1-800-633-4227). TTY users call 1-877-486-2048. You can call these numbers for free, 24 hours a day, 7 days a week.</p>	
<p>Inpatient mental health care +</p> <p>Covered services include mental health care services that require a hospital stay.</p> <ul style="list-style-type: none"> • You can get these services either in a general hospital or a psychiatric hospital that only cares for people with mental health conditions. • If you’re in a psychiatric hospital (instead of a general hospital), Medicare only pays for up to 190 days of inpatient psychiatric hospital services during your lifetime. 	<p>Each benefit period you pay:</p> <ul style="list-style-type: none"> • \$0 for days 1 to 90 and for each lifetime reserve day you elect to use after 90 days • All costs beyond your Medicare lifetime reserve days (up to 60 days over your lifetime)


Chapter 4. Benefits Chart (what is covered)

Services that are covered for you	What you must pay when you get these services
<ul style="list-style-type: none"> • If you used part of your 190-day lifetime limit prior to enrolling in our plan, then the number of covered lifetime hospital days is reduced by the number of inpatient days for mental health care treatment previously covered by Medicare in a psychiatric hospital. • The 190-day limit does not apply to mental health services provided in a psychiatric unit of a general hospital. • There's no limit to the number of benefit periods you can have when you get mental health care in a general hospital. You can also have multiple benefit periods when you get care in a psychiatric hospital, but there's a lifetime limit of 190 days. <p>Medicare doesn't cover:</p> <ul style="list-style-type: none"> • Private duty nursing • A phone or television in your room • A private room (unless medically necessary) 	<p>Medicare benefit periods apply. A benefit period begins on the first day that you are admitted to a Medicare-covered inpatient hospital or SNF. The benefit period ends when you haven't received any inpatient hospital care (or skilled care in a SNF) for 60 days in a row. If you go into a hospital or a SNF after one benefit period has ended, a new benefit period begins. There is no limit to the number of benefit periods you can have.</p> <p>If you are admitted at the end of the year but not discharged until the following year, your benefit and cost share is based on the year that you were admitted.</p> <p>If you get authorized inpatient care at an out-of-network hospital after your emergency condition is stabilized, your cost is the highest cost sharing you would pay at a network hospital.</p>
<p>Inpatient stay: Covered services received in a hospital or SNF during a non-covered inpatient stay +</p> <p>If you have exhausted your inpatient benefits or if the inpatient stay is not reasonable and necessary, we will not cover your inpatient stay. However, in some cases, we will cover certain services you receive while you are in the hospital or the skilled nursing facility (SNF). Covered services include but are not limited to:</p> <ul style="list-style-type: none"> • Physician services • Diagnostic tests (like lab tests) • X-ray, radium, and isotope therapy including technician materials and services • Surgical dressings 	<p>See the benefit in this chart to understand your cost share for:</p> <ul style="list-style-type: none"> • “Physician/Practitioner services, including doctor’s office visits” • “Outpatient diagnostic tests and therapeutic services and supplies” • “Prosthetic devices and related supplies” • “Outpatient rehabilitation services”


Chapter 4. Benefits Chart (what is covered)

Services that are covered for you	What you must pay when you get these services
<ul style="list-style-type: none"> • Splints, casts and other devices used to reduce fractures and dislocations • Prosthetics and orthotics devices (other than dental) that replace all or part of an internal body organ (including contiguous tissue), or all or part of the function of a permanently inoperative or malfunctioning internal body organ, including replacement or repairs of such devices • Leg, arm, back, and neck braces, trusses, and artificial legs, arms, and eyes including adjustments, repairs, and replacements required because of breakage, wear, loss, or a change in the patient's physical condition • Physical therapy, speech therapy, and occupational therapy 	
<p>Meal benefit (Supplemental) * +</p> <p>This benefit is meant to keep you healthy and strong after an Inpatient Hospital or Skilled Nursing Facility (SNF) stay, or for a medical condition or potential medical condition that requires you to remain at home for a period of time. Your Case Manager or your doctor will decide if you are in need of this benefit. Your doctor can request this benefit for you if you have certain chronic conditions.</p> <p>This benefit provides 2 meals a day for 14 days with a total of 28 meals delivered. Meal types will be based on any dietary needs you may have. You may also qualify for an additional 28 meals over 14 days with approval.</p> <p>Your Case Manager will order your meals for you and they will be delivered to your home. The first delivery usually arrives within 72 hours (3 business days) of order processing. You will be contacted in advance of the delivery date(s).</p>	<p>You pay \$0 for these services.</p> <p>Plan maximum coverage of 4 weeks, and up to 56 meals every calendar year applies.</p>
<p> Medical nutrition therapy *</p> <p>This benefit is for people with diabetes, renal (kidney) disease (but not on dialysis), or after a kidney transplant when ordered by your doctor.</p> <p>We cover 3 hours of one-on-one counseling services during your first year that you receive medical nutrition therapy services under Medicare (this includes our plan, any other Medicare Advantage plan, or Original Medicare), and 2 hours each year after that. If your condition, treatment, or diagnosis changes, you may be able to receive more hours of treatment with a physician's order. A physician must prescribe these services and renew their order yearly if your treatment is needed into the next calendar year.</p>	<p>There is no coinsurance, copayment, or deductible for members eligible for Medicare-covered medical nutrition therapy services.</p>

Chapter 4. Benefits Chart (what is covered)

Services that are covered for you	What you must pay when you get these services
 Medicare Diabetes Prevention Program (MDPP) * MDPP services will be covered for eligible Medicare beneficiaries under all Medicare health plans. MDPP is a structured health behavior change intervention that provides practical training in long-term dietary change, increased physical activity, and problem-solving strategies for overcoming challenges to sustaining weight loss and a healthy lifestyle.	There is no coinsurance, copayment, or deductible for the MDPP benefit.
Medicare Part B prescription drugs + These drugs are covered under Part B of Original Medicare. Members of our plan receive coverage for these drugs through our plan. Covered drugs include: <ul style="list-style-type: none"> • Drugs that usually aren't self-administered by the patient and are injected or infused while you are getting physician, hospital outpatient, or ambulatory surgical center services • Drugs you take using durable medical equipment (such as nebulizers) that were authorized by the plan • Clotting factors you give yourself by injection if you have hemophilia • Immunosuppressive drugs, if you were enrolled in Medicare Part A at the time of the organ transplant • Injectable osteoporosis drugs, if you are homebound, have a bone fracture that a doctor certifies was related to post-menopausal osteoporosis, and cannot self-administer the drug • Antigens • Certain oral anti-cancer drugs and anti-nausea drugs • Certain drugs for home dialysis, including heparin, the antidote for heparin when medically necessary, topical anesthetics, and erythropoiesis-stimulating agents (such as Procrit® and Epoetin Alfa) • Intravenous Immune Globulin for the home treatment of primary immune deficiency diseases We also cover some vaccines under our Part B and Part D prescription drug benefit.	You pay \$0 for each Medicare Part B prescription drug. You may pay cost sharing for the administration of that drug depending on where you receive drug administration or infusion services. Refer to the appropriate benefit in this chart: <ul style="list-style-type: none"> • “Physician/Practitioner services, including doctor’s office visits” • “Outpatient hospital services”

Chapter 4. Benefits Chart (what is covered)

Services that are covered for you	What you must pay when you get these services
<p>Chapter 5 explains the Part D prescription drug benefit, including rules you must follow to have prescriptions covered. What you pay for your Part D prescription drugs through our plan is explained in Chapter 6.</p>	
<p>Nutrition counseling (Supplemental) *</p> <p>You can get individual telephonic nutrition counseling upon request.</p> <p>Your provider will need to complete and sign a Health Education Referral Form so we have a clear understanding of your needs before we call you.</p> <ul style="list-style-type: none"> • Telephonic intervention is 30 to 60 minutes in length. • You will be given contact information for further information and/or follow-up as needed or desired. <p>You also can get up to 12 individual in-person or group sessions every calendar year. Your provider will refer you to an in-network dietitian for these services.</p>	<p>You pay \$0 for these services.</p> <p>If you also qualify for the Medicare-covered Medical Nutrition Therapy (MNT) benefit, your individual or group coverage under this benefit can be combined with your MNT coverage.</p>
<p> Obesity screening and therapy to promote sustained weight loss *</p> <p>If you have a body mass index of 30 or more, we cover intensive counseling to help you lose weight. This counseling is covered if you get it in a primary care setting, where it can be coordinated with your comprehensive prevention plan. Talk to your primary care doctor or practitioner to find out more.</p>	<p>There is no coinsurance, copayment, or deductible for preventive obesity screening and therapy.</p>
<p>Opioid treatment program services +</p> <p>Opioid use disorder treatment services are covered under Part B of Original Medicare. Members of our plan receive coverage for these services through our plan. Covered services include:</p> <ul style="list-style-type: none"> • FDA-approved opioid agonist and antagonist treatment medications and the dispensing and administration of such medications, if applicable • Substance use counseling • Individual and group therapy • Toxicology testing 	<p>You pay \$0 for Medicare-covered outpatient opioid treatment program services.</p> <p>You may pay cost sharing for opioid treatment medications and the dispensing and administration of such medications.</p> <p>Prior authorization is not required for Medicare-covered outpatient opioid treatment program services but may be needed if you require opioid treatment medications.</p>
<p>Outpatient diagnostic tests and therapeutic services and supplies +</p>	

Chapter 4. Benefits Chart (what is covered)

Services that are covered for you	What you must pay when you get these services
<p>Covered services include, but are not limited to:</p> <ul style="list-style-type: none"> • X-rays • Radiation (radium and isotope) therapy including technician materials and supplies • Surgical supplies, such as dressings • Splints, casts and other devices used to reduce fractures and dislocations <p>Note: There is no separate charge for medical supplies routinely used in the course of an office visit and included in the provider's charges for that visit (such as bandages, cotton swabs, and other routine supplies).</p> <p>However, supplies for which an appropriate separate charge is made by providers (such as, chemical agents used in certain diagnostic procedures) are subject to cost sharing as shown.</p> <ul style="list-style-type: none"> • Laboratory tests • Blood - including storage and administration. Coverage begins with the first pint of blood that you need • Other outpatient diagnostic tests – non-radiological diagnostic services such as EKGs, EEGs, pulmonary function tests, sleep studies, and treadmill stress tests. • Diagnostic radiological services (both complex and non-complex) such as specialized scans, CT, SPECT, PET, MRI, MRA, nuclear studies, ultrasounds, diagnostic mammograms and interventional radiological procedures (myelogram, cystogram, angiogram, and barium studies). <p>No authorization is required for outpatient lab services and outpatient X-ray services.</p>	<p>You pay \$0 for Medicare-covered outpatient:</p> <ul style="list-style-type: none"> • X-ray services. • Therapeutic radiological services such as radiation (radium and isotope) treatment for cancer including technical materials and supplies. • Medical and surgical supplies, splints, casts, and other devices used to reduce fractures and dislocations. • Outpatient non-radiological diagnostic tests (such as EKGs, EEGs, and sleep studies). • Diagnostic radiological services both non-complex (ultrasound and x-rays with contrast) and complex (CT, MRI, and PET scans). • Lab services. • Blood (including storage and administration). <p>Refer to “Outpatient hospital services” in this chart if you need these services in the outpatient department of a hospital.</p>

Chapter 4. Benefits Chart (what is covered)

Services that are covered for you	What you must pay when you get these services
<p>Outpatient hospital observation</p> <p>Observation services are hospital outpatient services given to determine if you need to be admitted as an inpatient or can be discharged.</p> <p>For outpatient hospital observation services to be covered, they must meet the Medicare criteria and be considered reasonable and necessary. Observation services are covered only when provided by the order of a physician or another individual authorized by state licensure law and hospital staff bylaws to admit patients to the hospital or order outpatient tests.</p> <p>Note: Unless the provider has written an order to admit you as an inpatient to the hospital, you are an outpatient and pay the cost sharing amounts for outpatient hospital services. Even if you stay in the hospital overnight, you might still be considered an “outpatient.” If you are not sure if you are an outpatient, you should ask the hospital staff.</p> <p>You can also find more information in a Medicare fact sheet called “Are You a Hospital Inpatient or Outpatient? If You Have Medicare – Ask!” This fact sheet is available on the Web at www.medicare.gov/sites/default/files/2018-09/11435-Are-You-an-Inpatient-or-Outpatient.pdf or by calling 1-800-MEDICARE (1-800-633-4227). TTY users call 1-877-486-2048. You can call these numbers for free, 24 hours a day, 7 days a week.</p>	<p>You pay \$0 for each day of outpatient hospital observation services.</p> <p>Unless your provider writes an order to admit you as inpatient to the hospital you pay the cost sharing amounts for outpatient hospital services or outpatient surgery. See these and other benefits in this chart for more information:</p> <ul style="list-style-type: none"> • “Outpatient hospital services” • “Outpatient surgery including services provided at hospital facilities and ambulatory surgical centers” • “Inpatient hospital care”
<p>Outpatient hospital services +</p> <p>We cover medically-necessary services you get in the outpatient department of a hospital for diagnosis or treatment of an illness or injury.</p> <p>Covered services include, but are not limited to:</p> <ul style="list-style-type: none"> • Services in an emergency department or outpatient clinic, such as observation services or outpatient surgery • Laboratory and diagnostic tests billed by the hospital • Mental health care, including care in a partial-hospitalization program, if a doctor certifies that inpatient treatment would be required without it • X-rays and other radiology services billed by the hospital • Medical supplies such as splints and casts • Certain drugs and biologicals that you can’t give yourself <p>Note: Unless the provider has written an order to admit you as an inpatient to the hospital, you are an outpatient and pay the cost sharing amounts for</p>	<p>You pay \$0 per event for outpatient hospital services.</p> <p>Outpatient hospital services are covered under other benefits in this chart. See these and other benefits when care is provided in an outpatient hospital setting:</p> <ul style="list-style-type: none"> • “Emergency care” • “Worldwide emergency/urgent coverage” • “Outpatient diagnostic tests and therapeutic services and supplies”

Chapter 4. Benefits Chart (what is covered)

Services that are covered for you	What you must pay when you get these services
<p>outpatient hospital services. Even if you stay in the hospital overnight, you might still be considered an “outpatient.” If you are not sure if you are an outpatient, you should ask the hospital staff.</p> <p>You can also find more information in a Medicare fact sheet called “Are You a Hospital Inpatient or Outpatient? If You Have Medicare – Ask!” This fact sheet is available on the Web at www.medicare.gov/sites/default/files/2018-09/11435-Are-You-an-Inpatient-or-Outpatient.pdf or by calling 1-800-MEDICARE (1-800-633-4227). TTY users call 1-877-486-2048. You can call these numbers for free, 24 hours a day, 7 days a week.</p> <p>No authorization is required for outpatient lab services or outpatient x-ray services.</p>	<ul style="list-style-type: none"> • “Outpatient surgery provided at hospital outpatient facilities and ambulatory surgical centers” • “Partial hospitalization”
<p>Outpatient mental health care</p> <p>Covered services include:</p> <p>Mental health services provided by a state-licensed psychiatrist or doctor, clinical psychologist, clinical social worker, clinical nurse specialist, nurse practitioner, physician assistant, or other Medicare-qualified mental health care professional as allowed under applicable state laws.</p> <p>Your Medicare outpatient mental health care coverage includes:</p> <ul style="list-style-type: none"> • One depression screening every calendar year. The screening must be done in a primary care doctor’s office or primary care clinic that can provide follow-up treatment and referrals. • Individual and group psychotherapy with doctors or certain licensed professionals allowed by the state where you get these services. • Family counseling, if the main purpose is to help with your treatment. • Testing to find out if you’re getting the services you need and if your current treatment is helping you. • Psychiatric evaluation. • Medication management. 	<p>You pay \$0 per event for non-physician outpatient mental health care and psychiatric services including monitoring drug therapy and individual or group therapy visits.</p> <p>See “Depression screening” in this chart for your yearly depression screening.</p> <p>See “Partial hospitalization” in this chart if you need this Medicare-covered outpatient mental health care treatment.</p>
<p>Outpatient rehabilitation services +</p> <p>Covered services include: physical therapy, occupational therapy, and speech-language therapy.</p> <p>Outpatient rehabilitation services are provided in various outpatient settings, such as hospital outpatient departments, independent therapist offices, and Comprehensive Outpatient Rehabilitation Facilities (CORFs).</p>	<p>You pay \$0 for each medically-necessary outpatient physical therapy (PT), occupational therapy (OT), and/or speech-language (SP) visit.</p>

Chapter 4. Benefits Chart (what is covered)

Services that are covered for you	What you must pay when you get these services
<p>Outpatient substance abuse services</p> <p>We cover outpatient care for the treatment of drug or alcohol dependence, without the use of pharmaceutical drugs.</p> <p>Services may include intensive outpatient services as well as traditional counseling.</p>	<p>You pay \$0 for:</p> <ul style="list-style-type: none"> • Each Medicare-covered individual or group outpatient therapy visit. • Each Medicare-covered intensive outpatient service.
<p>Outpatient surgery, including services provided at hospital outpatient facilities and ambulatory surgical centers +</p> <p>Note: If you are having surgery in a hospital facility, you should check with your provider about whether you will be an inpatient or outpatient. Unless the provider writes an order to admit you as an inpatient to the hospital, you are an outpatient and pay the cost sharing amounts for outpatient surgery. Even if you stay in the hospital overnight, you might still be considered an “outpatient.”</p>	<p>You pay \$0 for each covered outpatient surgery or for each day of observation including, but not limited to, hospital or other facility charges and physician or surgical charges.</p> <p>Additional cost-sharing applies for Medicare Part B prescription drugs (such as chemotherapy), diagnostic tests, laboratory tests, and / or x-rays you receiving during an outpatient hospital or ambulatory surgical center visit. See “Medicare Part B prescription drugs” and “Outpatient diagnostic tests and therapeutic services and supplies” in this chart.</p>
<p>Over-the-counter (OTC) items (Supplemental) *</p> <p>Your coverage includes non-prescription OTC health and wellness items like vitamins, sunscreen, pain relievers, cough and cold medicine, and bandages.</p> <p>You can order:</p> <ol style="list-style-type: none"> 1. Online – visit MolinaHealthcareOTC.com 2. By Phone – call an OTC Advocate toll-free at (866) 420-4010 (TTY/TDD: 711), Monday to Friday, 8 a.m. to 11 p.m. (Eastern Standard Time), excluding holidays 	<p>You pay \$0 for these services.</p> <p>You have \$73 every quarter (3 months) to spend on plan-approved OTC items.</p> <p>Quarterly OTC benefit periods are January-March, April-June, July-September, and October-December.</p>

Chapter 4. Benefits Chart (what is covered)

Services that are covered for you	What you must pay when you get these services
<p>3. By Mail – fill out and return the OTC Order Form in the OTC Product Catalog</p> <p>4. By Mobile Application (Mobile App) – download our new OTC-Anywhere mobile app and access the app from your smartphone or tablet to place your order. There is no charge to download or use the app. This new app works on mobile devices using Apple or Android operating systems.</p> <p>5. By Debit Card/Retail – call an OTC Advocate at the toll-free number listed above to request for an OTC Debit Card. Your OTC Debit Card, along with activation instructions, will be mailed to you. You may use your OTC Debit Card to purchase approved OTC products at any Walmart store. If your card is lost or stolen, please call OTC customer service to request for a replacement card.</p>	<p>If you don't use all of your quarterly OTC benefit amount when you order, the remaining balance will rollover to the next OTC benefit period, giving you more to spend the next time you order.</p> <p>Be sure to spend any unused OTC benefit amount by the end of the year as it will expire on December 31 of the benefit year.</p>
<p>When you order online, by phone, by mail, or by mobile application, your order will be shipped to the address you give when ordering. Shipping will not cost you anything.</p> <p>Refer to your 2021 OTC Product Catalog for a complete list of plan-approved OTC items or call an OTC Advocate for more information. You will find important information you should keep in mind (order guidelines) in the 2021 OTC Product Catalog.</p>	
<p>Partial hospitalization services +</p> <p>“Partial hospitalization” is a structured program of active psychiatric treatment provided as a hospital outpatient service or by a community mental health center, that is more intense than the care received in your doctor’s or therapist’s office and is an alternative to inpatient hospitalization.</p>	<p>You pay \$0 each day you qualify for Medicare-covered partial hospitalization services. You must meet certain requirements to qualify for coverage and your doctor must certify that you would otherwise need inpatient treatment.</p> <p>This treatment is given during the day in a hospital outpatient department or community mental health center and doesn't require an overnight stay.</p>


Chapter 4. Benefits Chart (what is covered)

Services that are covered for you	What you must pay when you get these services
<p>Personal emergency response system (PERS) (Supplemental) * +</p> <p>PERS is an in-home medical alarm system that can get you help in an emergency. If you qualify, you will be given a mobile, cellular, or landline device and a small pendant that should be worn at all times. The pendant can be worn on the neck, wrist, or belt. With the press of a button you will be connected to a Caring Center Representative at the monitoring company. Operators are available 24 hours a day, 7 days a week, and will stay on the line with you in the event of an emergency. Whether you need urgent medical service or a family member to assist you, the Caring Center Representative will get you the help you need.</p> <p>Your Case Manager will decide if you qualify for this benefit. Prior authorization is required.</p> <p>As an added benefit to the standard 24/7 monitoring of emergent needs, qualified members will also receive PERSPlus service levels. Using your mobile or in-home PERS device you can activate your button for non-emergent needs. If you are feeling lonely or want to talk to someone, need help scheduling your doctor's appointment, arranging transportation, or in need of any other assistance, the Caring Center Representative will assist you and may connect you to Molina Member Services or your Case Manager to help you get the assistance you need.</p>	<p>You pay \$0 for these services.</p>
<p>Physician/Practitioner services, including doctor's office visits</p> <p>Covered services include:</p> <ul style="list-style-type: none"> • Medically-necessary medical care or surgery services furnished in a physician's office, certified ambulatory surgical center, hospital outpatient department, or any other location+ • Consultation, diagnosis, and treatment by a specialist • Basic hearing and balance exams performed by your PCP, if your doctor orders it to see if you need medical treatment • Certain telehealth services, including: primary care services <ul style="list-style-type: none"> ◦ You have the option of getting these services through an in-person visit or by telehealth. If you choose to get one of these services by telehealth, you must use a network provider who offers the service by telehealth 	<p>Office visits:</p> <ul style="list-style-type: none"> • You pay \$0 for primary care physician visits. • You pay \$0 for specialist's visits. <p>Additional telehealth services:</p> <ul style="list-style-type: none"> • Virtual medical visits provided by a network provider that currently offers the services via telehealth: <p>You pay \$0.</p>



Chapter 4. Benefits Chart (what is covered)

Services that are covered for you	What you must pay when you get these services
<ul style="list-style-type: none"> ◦ Virtual medical visits are medical visits delivered to you outside of medical facilities by virtual providers that use online technology and live audio/video capabilities. To find a participating Teladoc physician, call (800) 835-2362, (TTY: 711), or visit www.Teladoc.com/Molina to access virtual visits 24 hours a day, 7 days a week ◦ Note: Not all medical conditions can be treated through virtual visits. The virtual visit doctor will identify if you need to see an in-person doctor for treatment • Some telehealth services including consultation, diagnosis, and treatment by a physician or practitioner, for patients in certain rural areas or other places approved by Medicare • Telehealth services for monthly end-stage renal disease-related visits for home dialysis members in a hospital-based or critical access hospital-based renal dialysis center, renal dialysis facility, or the member's home • Telehealth services to diagnose, evaluate, or treat symptoms of a stroke • Virtual check-ins (for example, by phone or video chat) with your doctor for 5-10 minutes if: <ul style="list-style-type: none"> ◦ You're not a new patient and ◦ The check-in isn't related to an office visit in the past 7 days and ◦ The check-in doesn't lead to an office visit within 24 hours or the soonest available appointment • Evaluation of video and/or images you send to your doctor, and interpretation and follow-up by your doctor within 24 hours if: <ul style="list-style-type: none"> ◦ You're not a new patient and ◦ The evaluation isn't related to an office visit in the past 7 days and ◦ The evaluation doesn't lead to an office visit within 24 hours or the soonest available appointment • Consultation your doctor has with other doctors by phone, internet, or electronic health record if you're not a new patient • Second opinion by another network provider prior to surgery 	<ul style="list-style-type: none"> • Virtual medical visits provided by Teladoc: You pay \$0.


Chapter 4. Benefits Chart (what is covered)

Services that are covered for you	What you must pay when you get these services
<ul style="list-style-type: none"> • Non-routine dental care (covered services are limited to surgery of the jaw or related structures, setting fractures of the jaw or facial bones, extraction of teeth to prepare the jaw for radiation treatments of neoplastic cancer disease, or services that would be covered when provided by a physician) + • Monitoring services in a physician’s office or outpatient hospital setting if you are taking anti-coagulation medications, such as Coumadin, Heparin, or Warfarin. 	
<p>Podiatry services (Medicare-covered)</p> <p>Covered services include:</p> <ul style="list-style-type: none"> • Diagnosis and the medical or surgical treatment of injuries and diseases of the feet (such as hammer toe or heel spurs). • Routine foot care for members with certain medical conditions affecting the lower limbs. 	<p>You pay \$0 for each Medicare-covered podiatry visit.</p>
<p>Podiatry services (Supplemental) *</p> <p>You don’t need an underlying condition to take advantage of this benefit.</p> <p>Coverage includes general foot care such as corn and callous removal, cutting of toenails, treatment of cracked skin, and other foot problems.</p>	<p>You pay \$0 for these services.</p> <p>Plan maximum of up to 12 supplemental routine foot care visits every calendar year.</p>
<p> Prostate cancer screening exams *</p> <p>For men age 50 and older, covered services include the following - once every 12 months:</p> <ul style="list-style-type: none"> • Digital rectal exam • Prostate Specific Antigen (PSA) test 	<p>There is no coinsurance, copayment, or deductible for an annual PSA test.</p> <p>Diagnostic PSA exams are subject to cost-sharing as described under “Outpatient diagnostic tests and therapeutic services and supplies” in this chart.</p>
<p>Prosthetic devices and related supplies +</p> <p>Devices (other than dental) that replace all or part of a body part or function. These include, but are not limited to: colostomy bags and supplies directly related to colostomy care, pacemakers, braces, prosthetic shoes, artificial limbs, and breast prostheses (including a surgical brassiere after a mastectomy). Includes certain supplies related to prosthetic devices, and</p>	<p>You pay \$0 copay for each Medicare-covered prosthetic or orthotic device, including replacement or repairs of such devices, and related supplies.</p>

Chapter 4. Benefits Chart (what is covered)

Services that are covered for you	What you must pay when you get these services
<p>repair and/or replacement of prosthetic devices. Also includes some coverage following cataract removal or cataract surgery – see “Vision care” later in this section for more detail.</p>	
<p>Pulmonary rehabilitation services +</p> <p>Comprehensive programs of pulmonary rehabilitation are covered for members who have moderate to very severe chronic obstructive pulmonary disease (COPD) and an order for pulmonary rehabilitation from the doctor treating the chronic respiratory disease.</p>	<p>You pay \$0 copay for each Medicare-covered pulmonary rehabilitative visit.</p>
<p> Screening and counseling to reduce alcohol misuse *</p> <p>We cover one alcohol misuse screening for adults with Medicare (including pregnant women) who misuse alcohol, but aren’t alcohol dependent.</p> <p>If you screen positive for alcohol misuse, you can get up to 4 brief face-to-face counseling sessions per year (if you’re competent and alert during counseling) provided by a qualified primary care doctor or practitioner in a primary care setting.</p>	<p>There is no coinsurance, copayment, or deductible for the Medicare-covered screening and counseling to reduce alcohol misuse preventive benefit.</p>
<p> Screening for lung cancer with low dose computed tomography (LDCT) *</p> <p>For qualified individuals, a LDCT is covered every 12 months.</p> <p>Eligible members are: people aged 55 – 77 years who have no signs or symptoms of lung cancer, but who have a history of tobacco smoking of at least 30 pack-years and who currently smoke or have quit smoking within the last 15 years, who receive a written order for LDCT during a lung cancer screening counseling and shared decision making visit that meets the Medicare criteria for such visits and be furnished by a physician or qualified non-physician practitioner.</p> <p>For LDCT lung cancer screenings after the initial LDCT screening: the member must receive a written order for LDCT lung cancer screening, which may be furnished during any appropriate visit with a physician or qualified non-physician practitioner. If a physician or qualified non-physician practitioner elects to provide a lung cancer screening counseling and shared decision making visit for subsequent lung cancer screenings with LDCT, the visit must meet the Medicare criteria for such visits.</p>	<p>There is no coinsurance, copayment, or deductible for the Medicare covered counseling and shared decision making visit or for the LDCT.</p>


Chapter 4. Benefits Chart (what is covered)

Services that are covered for you	What you must pay when you get these services
 <p>Screening for sexually transmitted infections (STIs) and counseling to prevent STIs *</p> <p>We cover sexually transmitted infection (STI) screenings for chlamydia, gonorrhea, syphilis, and Hepatitis B. These screenings are covered for pregnant women and for certain people who are at increased risk for an STI when the tests are ordered by a primary care provider. We cover these tests once every 12 months or at certain times during pregnancy.</p> <p>We also cover up to 2 individual 20 to 30 minute, face-to-face high-intensity behavioral counseling sessions each year for sexually active adults at increased risk for STIs. We will only cover these counseling sessions as a preventive service if they are provided by a primary care provider and take place in a primary care setting, such as a doctor’s office.</p>	<p>There is no coinsurance, copayment, or deductible for the Medicare-covered screening for STIs and counseling for STIs preventive benefit.</p>
<p>Services to treat kidney disease</p> <p>Covered services include:</p> <ul style="list-style-type: none"> • Kidney disease education services to teach kidney care and help members make informed decisions about their care. For members with stage IV chronic kidney disease when referred by their doctor, we cover up to six sessions of kidney disease education services per lifetime. • Outpatient dialysis treatments (including dialysis treatments when temporarily out of the service area, as explained in Chapter 3) • Inpatient dialysis treatments (if you are admitted as an inpatient to a hospital for special care) • Self-dialysis training (includes training for you and anyone helping you with your home dialysis treatments) • Home dialysis equipment and supplies • Certain home support services (such as, when necessary, visits by trained dialysis workers to check on your home dialysis, to help in emergencies, and check your dialysis equipment and water supply) <p>Certain drugs for dialysis are covered under your Medicare Part B drug benefit. For information about coverage for Part B Drugs, please go to the section, “Medicare Part B prescription drugs.”</p>	<p>Kidney Disease Education Services</p> <ul style="list-style-type: none"> • You pay \$0 for these services. Medicare covers up to 6 sessions per lifetime. <p>Outpatient Dialysis Treatments</p> <ul style="list-style-type: none"> • You pay \$0 copay for Medicare-covered outpatient renal dialysis services. <p>Inpatient Dialysis Treatments</p> <ul style="list-style-type: none"> • See “Inpatient hospital care” in this chart. <p>Self-Dialysis Training</p> <ul style="list-style-type: none"> • You pay \$0 for these services.

Chapter 4. Benefits Chart (what is covered)

Services that are covered for you	What you must pay when you get these services
	<p>Home Dialysis Equipment and Supplies</p> <ul style="list-style-type: none"> • See “Durable medical equipment and related supplies” in this chart. <p>Home Support Services</p> <ul style="list-style-type: none"> • See “Home health agency care” in this chart. <p>Medicare Part B Dialysis Drugs</p> <ul style="list-style-type: none"> • See “Medicare Part B prescription drugs” in this chart.
<p>Skilled nursing facility (SNF) care +</p> <p>(For a definition of “skilled nursing facility care,” see Chapter 12 of this booklet. Skilled nursing facilities are sometimes called “SNFs.”)</p> <p>Covered services include but are not limited to:</p> <ul style="list-style-type: none"> • Semiprivate room (or a private room if medically necessary) • Meals, including special diets • Skilled nursing services • Physical therapy, occupational therapy, and speech therapy • Drugs administered to you as part of your plan of care (This includes substances that are naturally present in the body, such as blood clotting factors.) • Blood - including storage and administration. Coverage begins with the first pint of blood that you need. • Medical and surgical supplies ordinarily provided by SNFs • Laboratory tests ordinarily provided by SNFs • X-rays and other radiology services ordinarily provided by SNFs • Use of appliances such as wheelchairs ordinarily provided by SNFs • Physician/Practitioner services <p>Generally, you will get your SNF care from network facilities. However, under certain conditions listed below, you may be able to get your care from</p>	<p>Each benefit period you pay:</p> <ul style="list-style-type: none"> • \$0 for days 1 to 100 • All costs after 100 days <p>Medicare benefit periods apply. A benefit period begins on the first day that you are admitted to a Medicare-covered inpatient hospital or SNF. The benefit period ends when you haven’t received any inpatient hospital care (or skilled care in a SNF) for 60 days in a row. If you go into a hospital or a SNF after one benefit period has ended, a new benefit period begins. There is no limit to the number of benefit periods you can have.</p> <p>In accordance with Medicare guidelines, you are covered for up to 100 days each benefit period for inpatient services in a SNF. Lifetime reserve days cannot be</p>

Chapter 4. Benefits Chart (what is covered)

Services that are covered for you	What you must pay when you get these services
<p>a facility that isn't a network provider, if the facility accepts our plan's amounts for payment.</p> <ul style="list-style-type: none"> • A nursing home or continuing care retirement community where you were living right before you went to the hospital (as long as it provides skilled nursing facility care) • A SNF where your spouse is living at the time you leave the hospital 	<p>used to pay down your share of cost after this time.</p> <p>A 3-day prior hospital stay is not required.</p> <p>If you are admitted at the end of the year but not discharged until the following year, your benefit and cost-share is based on the year that you were admitted.</p>
<p> Smoking and tobacco use cessation (counseling to stop smoking or tobacco use) *</p> <p><u>If you use tobacco, but do not have signs or symptoms of tobacco-related disease:</u> We cover two counseling quit attempts within a 12-month period as a preventive service with no cost to you. Each counseling attempt includes up to four face-to-face visits.</p> <p><u>If you use tobacco and have been diagnosed with a tobacco-related disease or are taking medicine that may be affected by tobacco:</u> We cover cessation counseling services. We cover two counseling quit attempts within a 12-month period; however, you will pay the applicable cost sharing. Each counseling attempt includes up to four face-to-face visits.</p>	<p>There is no coinsurance, copayment, or deductible for the Medicare-covered smoking and tobacco use cessation preventive benefits.</p>
<p>Supervised Exercise Therapy (SET) +</p> <p>SET is covered for members who have symptomatic peripheral artery disease (PAD).</p> <p>Up to 36 sessions over a 12-week period are covered if the SET program requirements are met.</p> <p>The SET program must:</p> <ul style="list-style-type: none"> • Consist of sessions lasting 30-60 minutes, comprising a therapeutic exercise-training program for PAD in patients with claudication • Be conducted in a hospital outpatient setting or a physician's office • Be delivered by qualified auxiliary personnel necessary to ensure benefits exceed harms, and who are trained in exercise therapy for PAD 	<p>You pay \$0 for Medicare-covered Supervised Exercise Therapy (SET) visits.</p>

Chapter 4. Benefits Chart (what is covered)

Services that are covered for you	What you must pay when you get these services
<ul style="list-style-type: none"> • Be under the direct supervision of a physician, physician assistant, or nurse practitioner/clinical nurse specialist who must be trained in both basic and advanced life support techniques <p>SET may be covered beyond 36 sessions over 12 weeks for an additional 36 sessions over an extended period of time if deemed medically necessary by a health care provider.</p>	
<p>Transportation – non-emergency (Supplemental) + *</p> <p>You can use this benefit when you need to get to and from plan-approved locations. Plan-approved locations are places where you get care and services we cover. For example, your doctor’s office, dentist’s office, and pharmacy are all plan-approved locations. Rides to non-medical destinations such as grocery stores, fitness centers (gyms), and senior centers are not covered.</p> <p><u>How one-way trips work</u></p> <p>Transportation trips are counted as one-way trips. A pick-up from one location and drop-off to another location is a one-way trip. For example, if you go to your doctor’s office, then to the dentist before going back home, you would use 3 one-way trips.</p> <ul style="list-style-type: none"> • 1st one-way trip: Your home to your doctor’s office. • 2nd one-way trip: Your doctor’s office to your dentist’s office. • 3rd one-way trip: Your dentist’s office to your home. <p>A stop at the pharmacy following a medical appointment will not be counted as a one-way trip but our transportation vendor will have to be made aware of the pharmacy stop in advance.</p> <p>Trips to and from the pharmacy when the trip is not following a medical appointment will be counted as 2 one-way trips.</p> <p>You will need prior authorization if you travel over 50 miles for a one-way trip. Call our transportation vendor <u>or</u> our Member Services Department for help with the authorization.</p> <p>If you need to travel to the same location often, and we authorize, you will not have to get a new authorization each time.</p> <p><u>How to schedule</u></p> <p>For appointments that you make in advance, like doctor visits or eye exams:</p> <ul style="list-style-type: none"> • Have your plan member ID number and the information about your appointment on hand when you call. 	<p>You pay \$0 for these services.</p> <p>Your coverage includes up to 12 one-way trips every calendar year to plan-approved locations for non-emergency transportation.</p> <p>If you need emergency care, dial 911 and request an ambulance. Refer to “Ambulance services” in this chart to learn more about emergency transportation.</p>


Chapter 4. Benefits Chart (what is covered)

Services that are covered for you	What you must pay when you get these services
<ul style="list-style-type: none"> • You must call the reservation line at least 3 business days before your appointment to book your trip. • Reservations can be made up to 30 days in advance. • Reservations for repeat appointments for services like chemotherapy, radiation, physical therapy, or dialysis can be scheduled for a period of 90 days at a time. • If you are going to need help getting to and from the vehicle, let our transportation vendor know when you call to schedule your ride. • You can also schedule and manage transportation services with the Access2Care mobile app. Visit the iPhone App Store or Google Play and search “A2C” to download. <p>For routine, urgent care appointments, hospital discharges, or to find out where your ride is, you can call our transportation vendor 24 hours a day, 7 days a week.</p> <p>Trips to the emergency room or between emergency rooms are not covered under this non-emergency transportation benefit. However, a trip from the emergency room following discharge back to your home is covered.</p> <p>If you need a wheelchair or a cane, you must bring your own. If you do not have a wheelchair when you are discharged from the hospital, let our transportation vendor know. If they have a driver who has a collapsible wheelchair, they will do their best to help you. If not, they will let you know and provide instructions for next steps.</p> <p><u>What to expect</u></p> <ul style="list-style-type: none"> • The driver may arrive up to 15 minutes before or after your scheduled pickup time. • You should be ready to leave when the driver arrives. • If you call for a ride after your appointment, the driver should pick you up within 60 minutes. • If the driver is more than 15 minutes late call our transportation vendor for Ride Assist. Do not call the driver who dropped you off. <p><u>Should you need to cancel</u></p> <ul style="list-style-type: none"> • If you no longer need a ride you must cancel your reservation at least 24-hours in advance. If a ride is not cancelled before the driver has been dispatched, the ride will be applied to and deducted from your annual trip limit. 	

Chapter 4. Benefits Chart (what is covered)

Services that are covered for you	What you must pay when you get these services
<p><u>Types of transportation</u> Types of vehicles that may be used:</p> <ul style="list-style-type: none"> • A sedan, van, taxi, or rideshare services if you are able to walk. • A vehicle with a wheelchair lift, if you have limited mobility. <p>The type of vehicle used to transport you will be based on your mobility and physical needs.</p> <p>You cannot pick the type of vehicle. If needed, our transportation vendor may call your doctor to make sure that the right type of vehicle is sent to pick you up.</p> <p>If you can walk and want to use the bus, tell our transportation vendor and they will send you a bus voucher to get to your appointment.</p> <p><u>Mileage reimbursement</u></p> <p>Mileage reimbursement is available if you have someone who will drive you to and from your appointment. Mileage reimbursement is when we have our transportation vendor pay your driver back for the miles they drove you to plan-approved locations.</p> <p>To use mileage reimbursement instead of our transportation vendor:</p> <ul style="list-style-type: none"> • Call the reservation line before your appointment and tell them you want to use mileage reimbursement. • Our transportation vendor will calculate the mileage for you and send your driver(s) a check within thirty (30) calendar days of your completed trip. <p><u>Once this supplemental benefit is exhausted</u></p> <p>Once this benefit is exhausted, if you have Medicaid medical coverage, you may have access to a Medicaid non-emergency transportation benefit which will cover trips to your PCP and other providers. Contact your Medicaid insurance carrier to learn more.</p>	<p>You pay \$0 for each Medicare-covered urgently needed care visit.</p>
<p><u>Urgently needed services</u></p> <p>Urgently needed services are provided to treat a non-emergency, unforeseen medical illness, injury, or condition that requires immediate medical care. Urgently needed services may be furnished by network providers or by out-of-network providers when network providers are temporarily unavailable or inaccessible.</p>	<p>You pay \$0 for each Medicare-covered urgently needed care visit.</p>


Chapter 4. Benefits Chart (what is covered)

Services that are covered for you	What you must pay when you get these services
<p>Cost sharing for necessary urgently needed services furnished out-of-network is the same as for such services furnished in-network.</p> <p>Urgently needed care outside of the United States (U.S.) may be covered under the worldwide emergency/urgent coverage benefit. See “Worldwide emergency/urgent coverage” in this chart to learn more.</p>	
<p> Vision care (Medicare-covered)</p> <p>Covered services include:</p> <ul style="list-style-type: none"> • Outpatient physician services for the diagnosis and treatment of diseases and injuries of the eye, including treatment for age-related macular degeneration. Original Medicare doesn't cover routine eye exams (eye refractions) for eyeglasses/contacts. • For people who are at high risk of glaucoma, we will cover one glaucoma screening each year. People at high risk of glaucoma include: people with a family history of glaucoma, people with diabetes, African-Americans who are age 50 and older and Hispanic Americans who are 65 or older. • For people with diabetes, screening for diabetic retinopathy is covered once per year. • One pair of eyeglasses or contact lenses after each cataract surgery that includes insertion of an intraocular lens. (If you have two separate cataract operations, you cannot reserve the benefit after the first surgery and purchase two eyeglasses after the second surgery.) 	<p>You pay \$0 for:</p> <ul style="list-style-type: none"> • Medicare-covered vision care such as exams to diagnose and treat diseases and conditions of the eye. • One Medicare-covered glaucoma screening each calendar year if you are at high risk of glaucoma. • One Medicare-covered diabetic retinopathy screening each calendar year if you have diabetes. • One pair of Medicare-covered eyeglasses or contact lenses after each cataract surgery that includes insertion of an intraocular lens. • Medicare-covered corrective lenses / frames (and replacement(s) needed after a cataract removal without a lens implant. Note – Medicare-covered eyewear following cataract surgery is a limited benefit and only includes basic frames, lenses, or contact lenses.

Chapter 4. Benefits Chart (what is covered)

Services that are covered for you	What you must pay when you get these services
	<p>For cataract surgery that meets medical necessity, including the removal of a cataract and insertions of a Medicare-covered intraocular lens see the following sections in this chart for your cost share:</p> <ul style="list-style-type: none"> • Cataract surgery: see “Outpatient surgery.” • Intraocular lens: see “Prosthetic devices and related supplies.” <p>If the eyewear you purchase after cataract surgery costs more than what Medicare covers, you pay the difference. If you haven’t used all of your supplemental vision allowance, any remaining credit may be used to pay the difference.</p>
<p>Vision care (Supplemental) *</p> <p>Coverage includes:</p> <ul style="list-style-type: none"> • One routine eye exam every calendar year • An eyewear allowance <p>You can use your eyewear allowance to purchase:</p> <ul style="list-style-type: none"> • Contact lenses* • Eyeglasses (lenses and frames) • Eyeglass lenses and / or frames • Upgrades (such as, tinted, U-V, polarized or photochromatic lenses). <p>*If you choose contact lenses, your eyewear allowance can also be used to pay down all or a portion of your contact lens fitting fee.</p> <p>You are responsible for paying for any corrective eyewear over the limit of the plan’s eyewear allowance.</p>	<p>You pay \$0 for up to one routine eye exam and refraction for eyeglasses every calendar year.</p> <p>You have an eyewear allowance of \$350 every 2 calendar years.</p>

Chapter 4. Benefits Chart (what is covered)

Services that are covered for you	What you must pay when you get these services
<p> “Welcome to Medicare” preventive visit *</p> <p>The plan covers the one-time “Welcome to Medicare” preventive visit. The visit includes a review of your health, as well as education and counseling about the preventive services you need (including certain screenings and shots), and referrals for other care if needed.</p> <p>Important: We cover the “Welcome to Medicare” preventive visit only within the first 12 months you have Medicare Part B. When you make your appointment, let your doctor’s office know you would like to schedule your “Welcome to Medicare” preventive visit.</p>	<p>There is no coinsurance, copayment, or deductible for the “Welcome to Medicare” preventive visit.</p>
<p>Worldwide emergency/urgent coverage (Supplemental) *</p> <p>As an added benefit, your coverage includes up to \$10,000 every calendar year for worldwide emergent/urgent care outside of the United States (U.S.)</p> <p>This benefit is limited to services that would be classified as emergency or urgent care had the care been provided in the U.S.</p> <p>Worldwide coverage includes emergency or urgently needed care, emergency ambulance transportation from the scene of an emergency to the nearest medical treatment facility and post-stabilization care.</p> <p>Ambulance services are covered in situations where getting to the emergency room in any other way could endanger your health.</p> <p>When these situations happen, we ask that you or someone caring for you call us. We will try to arrange for network providers to take over your care as soon as your medical condition and circumstances allow.</p> <p>Transportation back to the U.S. from another country is not covered. Routine care and pre-scheduled or elective procedures are not covered.</p> <p>Foreign taxes and fees (including but not limited to, currency conversion or transaction fees) are not covered.</p> <p>U.S. means 50 states, the District of Columbia, Puerto Rico, the Virgin Islands, Guam, the Northern Mariana Island, and American Samoa.</p>	<p>You pay \$0 for these services.</p> <p>If you receive emergency care outside the U.S. and need inpatient care after your emergency condition is stabilized, you must return to a network hospital in order for your care to continue to be covered OR you must have your inpatient care at the out-of-network hospital authorized by the plan. Your cost is the highest cost sharing you would pay at a network hospital. Plan maximum applies.</p> <p>You may need to file a claim for reimbursement of emergency/urgent care received outside the U.S.</p> <p>Plan maximum of \$10,000 every calendar year applies for this benefit.</p>

Chapter 4. Benefits Chart (what is covered)**SECTION 3 What services are covered outside of Molina Medicare Complete Care (HMO SNP)?****Section 3.1 Services *not* covered by Molina Medicare Complete Care (HMO SNP)**

The following services are not covered by Molina Medicare Complete Care (HMO SNP) but are available through Medicaid:

- AIDS Waiver Program
- Blood and Blood Derivatives
- Chronic Dialysis Services
- Community-Based Adult Services (CBAS)
- Community-Supported Living Arrangements (waiver only)
- Comprehensive Perinatal Services Program (Preventive services)
- Early & Periodic Screening, Diagnosis, and Treatment (EPSDT)
- Enteral Formula
- Family Nurse Practitioner
- Family Planning Services and Supplies
- Federally Qualified Health Center Services (FQHC)
- Home and Community Care for functionally disabled elderly (waiver only)
- Intermediate Care Facility
- Licensed Midwife Services
- Local Educational Agency (LEA) Services
- Nurse Anesthetist Services
- Nurse Midwife
- Personal Care Services
- Psychology Services
- Rehabilitation Facilities
- Respiratory Care for Ventilator-Dependent Patients
- Rural Health Clinic Services (RHC)
- Special Duty Nursing Services
- Sign Language Interpreter Services
- Targeted Case Management

Chapter 4. Benefits Chart (what is covered)

- TB-Related Services
- Transplants

SECTION 4 What services are not covered by the plan?**Section 4.1 Services *not* covered by the plan (exclusions) OR Medicaid**

This section tells you what services are “excluded”. Excluded means that the plan doesn’t cover these services. The chart below describes some services and items that aren’t covered by the plan under any conditions or are covered by Medicaid only under specific conditions.

We won’t pay for the excluded medical services listed in the chart below except under the specific conditions listed. The only exception: we will pay if a service in the chart below is found upon appeal to be a medical service that we should have paid for or covered because of your specific situation. (For information about appealing a decision we have made to not cover a medical service, go to Chapter 9, Section 6.3 in this booklet.)

All exclusions or limitations on services are described in the Benefits Chart or in the chart below.

Services not covered by Medicare	Not covered under any condition	Covered only under specific conditions
Services considered not reasonable and necessary, according to the standards of Original Medicare	✓	
Experimental medical and surgical procedures, equipment and medications. Experimental procedures and items are those items and procedures determined by our plan and Original Medicare to not be generally accepted by the medical community.		✓ May be covered by Original Medicare under a Medicare-approved clinical research study or by our plan. (See Chapter 3, Section 5 for more information on clinical research studies.)
Private room in a hospital.		✓ Covered only when medically necessary.
Personal items in your room at a hospital or a skilled nursing facility, such as a telephone or a television.	✓	
Full-time nursing care in your home.	✓	
*Custodial care is care provided in a nursing home, hospice, or other	✓	

Chapter 4. Benefits Chart (what is covered)

Services not covered by Medicare	Not covered under any condition	Covered only under specific conditions
facility setting when you do not require skilled medical care or skilled nursing care.		
Homemaker services include basic household assistance, including light housekeeping or light meal preparation.		<p style="text-align: center;">✓</p> <p style="text-align: center;">Covered under Medicaid.</p>
Fees charged for care by your immediate relatives or members of your household.	✓	
Cosmetic surgery or procedures		<p style="text-align: center;">✓</p> <ul style="list-style-type: none"> • Covered in cases of an accidental injury or for improvement of the functioning of a malformed body member. • Covered for all stages of reconstruction for a breast after a mastectomy, as well as for the unaffected breast to produce a symmetrical appearance.
Routine chiropractic care		<p style="text-align: center;">✓</p> <p>Manual manipulation of the spine to correct a subluxation is covered.</p>
Orthopedic shoes		<p style="text-align: center;">✓</p> <p>If shoes are part of a leg brace and are included in the cost of the brace, or the shoes are for a person with diabetic foot disease.</p>
Supportive devices for the feet		<p style="text-align: center;">✓</p> <p>Orthopedic or therapeutic shoes for people with diabetic foot disease.</p>
Radial keratotomy, LASIK surgery, and other low vision aids		<p style="text-align: center;">✓</p> <p>This plan offers additional coverage. See the Benefits Chart in section 2.1 of this Chapter for more information.</p>
Reversal of sterilization procedures and or non-prescription contraceptive supplies.	✓	

Chapter 4. Benefits Chart (what is covered)

Services not covered by Medicare	Not covered under any condition	Covered only under specific conditions
Acupuncture		✓
Naturopath services (uses natural or alternative treatments)	✓	

*Custodial care is personal care that does not require the continuing attention of trained medical or paramedical personnel, such as care that helps you with activities of daily living, such as bathing or dressing.

CHAPTER 5

*Using the plan's coverage for your
Part D prescription drugs*

Chapter 5. Using the plan's coverage for your Part D prescription drugs**Chapter 5. Using the plan's coverage for your Part D prescription drugs**

SECTION 1	Introduction	99
Section 1.1	This chapter describes your coverage for Part D drugs	99
Section 1.2	Basic rules for the plan's Part D drug coverage	99
SECTION 2	Fill your prescription at a network pharmacy or through the plan's mail-order service	100
Section 2.1	To have your prescription covered, use a network pharmacy	100
Section 2.2	Finding network pharmacies	100
Section 2.3	Using the plan's mail-order services	101
Section 2.4	How can you get a long-term supply of drugs?	102
Section 2.5	When can you use a pharmacy that is not in the plan's network?	102
SECTION 3	Your drugs need to be on the plan's "Drug List"	103
Section 3.1	The "Drug List" tells which Part D drugs are covered	103
Section 3.2	There are five (5) "cost sharing tiers" for drugs on the Drug List	104
Section 3.3	How can you find out if a specific drug is on the Drug List?	104
SECTION 4	There are restrictions on coverage for some drugs	104
Section 4.1	Why do some drugs have restrictions?	104
Section 4.2	What kinds of restrictions?	105
Section 4.3	Do any of these restrictions apply to your drugs?	106
SECTION 5	What if one of your drugs is not covered in the way you'd like it to be covered?	106
Section 5.1	There are things you can do if your drug is not covered in the way you'd like it to be covered	106
Section 5.2	What can you do if your drug is not on the Drug List or if the drug is restricted in some way?	107
Section 5.3	What can you do if your drug is in a cost sharing tier you think is too high?	108
SECTION 6	What if your coverage changes for one of your drugs?	109
Section 6.1	The Drug List can change during the year	109
Section 6.2	What happens if coverage changes for a drug you are taking?	109

Chapter 5. Using the plan's coverage for your Part D prescription drugs

SECTION 7	What types of drugs are <i>not</i> covered by the plan?	111
Section 7.1	Types of drugs we do not cover	111
SECTION 8	Show your plan membership card when you fill a prescription	112
Section 8.1	Show your membership card	112
Section 8.2	What if you don't have your membership card with you?	112
SECTION 9	Part D drug coverage in special situations	113
Section 9.1	What if you're in a hospital or a skilled nursing facility for a stay that is covered by the plan?	113
Section 9.2	What if you're a resident in a long-term care (LTC) facility?	113
Section 9.3	What if you're also getting drug coverage from an employer or retiree group plan?	114
Section 9.4	What if you're in Medicare-certified hospice?	114
SECTION 10	Programs on drug safety and managing medications	114
Section 10.1	Programs to help members use drugs safely	114
Section 10.2	Drug Management Program (DMP) to help members safely use their opioid medications	115
Section 10.3	Medication Therapy Management (MTM) program to help members manage their medications	116

Chapter 5. Using the plan's coverage for your Part D prescription drugs

**How can you get information about your drug costs**

Because you are eligible for Medicaid, you qualify for and are getting "Extra Help" from Medicare to pay for your prescription drug plan costs. Because you are in the "Extra Help" program, some information in this *Evidence of Coverage* about the costs for Part D prescription drugs may not apply to you. We sent you a separate insert, called the "Evidence of Coverage Rider for People Who Get Extra Help Paying for Prescription Drugs" (also known as the "Low Income Subsidy Rider" or the "LIS Rider"), which tells you about your drug coverage. If you don't have this insert, please call Member Services and ask for the "LIS Rider." (Phone numbers for Member Services are printed on the back cover of this booklet.)

SECTION 1 Introduction

Section 1.1 This chapter describes your coverage for Part D drugs

This chapter **explains rules for using your coverage for Part D drugs**. The next chapter tells what you pay for Part D drugs (Chapter 6, *What you pay for your Part D prescription drugs*).

In addition to your coverage for Part D drugs, Molina Medicare Complete Care (HMO SNP) also covers some drugs under the plan's medical benefits. Through its coverage of Medicare Part A benefits, our plan generally covers drugs you are given during covered stays in the hospital or in a skilled nursing facility. Through its coverage of Medicare Part B benefits, our plan covers drugs including certain chemotherapy drugs, certain drug injections you are given during an office visit, and drugs you are given at a dialysis facility. Chapter 4 (*Medical Benefits Chart, what is covered*) tells about the benefits and costs for drugs during a covered hospital or skilled nursing facility stay, as well as your benefits and costs for Part B drugs.

Your drugs may be covered by Original Medicare if you are in Medicare hospice. Our plan only covers Medicare Parts A, B, and D services and drugs that are unrelated to your terminal prognosis and related conditions and therefore not covered under the Medicare hospice benefit. For more information, please see Section 9.4 (*What if you're in Medicare-certified hospice*). For information on hospice coverage, see the hospice section of Chapter 4 (*Medical Benefits Chart, what is covered*).

The following sections discuss coverage of your drugs under the plan's Part D benefit rules. Section 9, *Part D drug coverage in special situations* includes more information on your Part D coverage and Original Medicare.

In addition to the drugs covered by Medicare, some prescription drugs are covered for you under your Medicaid benefits.

For more information on Medicaid drug coverage, you should contact Member Services (Phone numbers for Member Services are printed on the back cover of this booklet) or your State Medicaid office (the contact information is listed in Chapter 2, Section 6).

Section 1.2 Basic rules for the plan's Part D drug coverage

The plan will generally cover your drugs as long as you follow these basic rules:

- You must have a provider (a doctor, dentist or other prescriber) write your prescription.

Chapter 5. Using the plan's coverage for your Part D prescription drugs

- Your prescriber must either accept Medicare or file documentation with CMS showing that he or she is qualified to write prescriptions, or your Part D claim will be denied. You should ask your prescribers the next time you call or visit if they meet this condition. If not, please be aware it takes time for your prescriber to submit the necessary paperwork to be processed.
- You generally must use a network pharmacy to fill your prescription. (See Section 2, *Fill your prescriptions at a network pharmacy or through the plan's mail-order service.*)
- Your drug must be on the plan's *List of Covered Drugs (Formulary)* (we call it the "Drug List" for short). (See Section 3, *Your drugs need to be on the plan's "Drug List."*)
- Your drug must be used for a medically accepted indication. A "medically accepted indication" is a use of the drug that is either approved by the Food and Drug Administration or supported by certain reference books. (See Section 3 for more information about a medically accepted indication.)

SECTION 2 Fill your prescription at a network pharmacy or through the plan's mail-order service

Section 2.1 To have your prescription covered, use a network pharmacy

In most cases, your prescriptions are covered *only* if they are filled at the plan's network pharmacies. (See Section 2.5 for information about when we would cover prescriptions filled at out-of-network pharmacies.)

A network pharmacy is a pharmacy that has a contract with the plan to provide your covered prescription drugs. The term "covered drugs" means all of the Part D prescription drugs that are covered on the plan's Drug List.

Section 2.2 Finding network pharmacies**How do you find a network pharmacy in your area?**

To find a network pharmacy, you can look in your *Provider/Pharmacy Directory*, visit our website (MolinaHealthcare.com/Medicare), or call Member Services (phone numbers are printed on the back cover of this booklet).

You may go to any of our network pharmacies. If you switch from one network pharmacy to another, and you need a refill of a drug you have been taking, you can ask either to have a new prescription written by a provider or to have your prescription transferred to your new network pharmacy.

What if the pharmacy you have been using leaves the network?

If the pharmacy you have been using leaves the plan's network, you will have to find a new pharmacy that is in the network. To find another network pharmacy in your area, you can get help from Member Services (phone numbers are printed on the back cover of this booklet) or use the *Provider/Pharmacy Directory*. You can also find information on our website at MolinaHealthcare.com/Medicare.

What if you need a specialized pharmacy?

Sometimes prescriptions must be filled at a specialized pharmacy. Specialized pharmacies include:

Chapter 5. Using the plan's coverage for your Part D prescription drugs

- Pharmacies that supply drugs for home infusion therapy.
- Pharmacies that supply drugs for residents of a long-term care (LTC) facility. Usually, a long-term care facility (such as a nursing home) has its own pharmacy. If you are in an LTC facility, we must ensure that you are able to routinely receive your Part D benefits through our network of LTC pharmacies, which is typically the pharmacy that the LTC facility uses. If you have any difficulty accessing your Part D benefits in an LTC facility, please contact Member Services.
- Pharmacies that serve the Indian Health Service / Tribal / Urban Indian Health Program (not available in Puerto Rico). Except in emergencies, only Native Americans or Alaska Natives have access to these pharmacies in our network.
- Pharmacies that dispense drugs that are restricted by the FDA to certain locations or that require special handling, provider coordination, or education on their use. (Note: This scenario should happen rarely.)

To locate a specialized pharmacy, look in your *Provider/Pharmacy Directory* or call Member Services (phone numbers are printed on the back cover of this booklet).

Section 2.3 Using the plan's mail-order services

For certain kinds of drugs, you can use the plan's network mail-order services. Generally, the drugs provided through mail order are drugs that you take on a regular basis, for a chronic or long term medical condition. The drugs that are *not* available through the plan's mail-order service are marked as "NM" for No Mail Order in our Drug List.

Our plan's mail-order service allows you to order **up to a 90-day supply**.

To get order forms and information about filling your prescriptions by mail please call Member Services (phone numbers for Member Services are printed on the back cover of this booklet) or visit our website at <http://www.MolinaHealthcare.com/Medicare>

Usually a mail-order pharmacy order will get to you in no more than 14 days. If there is an urgent need or this timing is delayed, please call Member Services (phone numbers for Member Services are printed on the back cover of this booklet) for help in receiving a temporary supply of your prescription.

New prescriptions the pharmacy receives directly from your doctor's office.

After the pharmacy receives a prescription from a health care provider, it will contact you to see if you want the medication filled immediately or at a later time. This will give you an opportunity to make sure that the pharmacy is delivering the correct drug (including strength, amount, and form) and, if needed, allow you to stop or delay the order before you are billed and it is shipped. It is important that you respond each time you are contacted by the pharmacy, to let them know what to do with the new prescription and to prevent any delays in shipping.

Refills on mail order prescriptions. For refills of your drugs, you have the option to sign up for an automatic refill program. Under this program we will start to process your next refill automatically when our records show you should be close to running out of your drug. The pharmacy will contact you prior to shipping each refill to make sure you are in need of more medication, and you can cancel scheduled refills if you have enough of your medication or if your medication has changed. If you choose not to use our auto refill

Chapter 5. Using the plan's coverage for your Part D prescription drugs

program, please contact your pharmacy 14 days before you think the drugs you have on hand will run out to make sure your next order is shipped to you in time.

To opt out of our program that automatically prepares mail order refills, please call Member Services (phone numbers for Member Services are printed on the back cover of this booklet) or visit our website at MolinaHealthcare.com/Medicare.

So the pharmacy can reach you to confirm your order before shipping, please make sure to let the pharmacy know the best ways to contact you. To provide communication preferences, please call Member Services (phone numbers for Member Services are printed on the back cover of this booklet) or visit our website at MolinaHealthcare.com/Medicare.

Section 2.4 How can you get a long-term supply of drugs?

When you get a long-term supply of drugs, your cost sharing may be lower. The plan offers two ways to get a long-term supply (also called an "extended supply") of "maintenance" drugs on our plan's Drug List. (Maintenance drugs are drugs that you take on a regular basis, for a chronic or long-term medical condition.) You may order this supply through mail order (see Section 2.3) or you may go to a retail pharmacy.

- 1. Some retail pharmacies** in our network allow you to get a long-term supply of maintenance drugs. Your *Provider/Pharmacy Directory* tells you which pharmacies in our network can give you a long-term supply of maintenance drugs. You can also call Member Services for more information (phone numbers are printed on the back cover of this booklet).
- 2.** For certain kinds of drugs, you can use the plan's network **mail-order services**. The drugs that are *not* available through the plan's mail-order service are marked with an "NM" indicating no mail order in our Drug List. Our plan's mail-order service requires you to order up to a 90-day supply. See Section 2.3 for more information about using our mail-order services.

Section 2.5 When can you use a pharmacy that is not in the plan's network?**Your prescription may be covered in certain situations**

Generally, we cover drugs filled at an out-of-network pharmacy *only* when you are not able to use a network pharmacy. To help you, we have network pharmacies outside of our service area where you can get your prescriptions filled as a member of our plan. If you cannot use a network pharmacy, here are the circumstances when we would cover prescriptions filled at an out-of-network pharmacy:

- If the prescription is related to urgently needed care
- If these prescriptions are related to care for a medical emergency
- Coverage will be limited to a 30-day supply unless the prescription is written for less.

In these situations, **please check first with Member Services** to see if there is a network pharmacy nearby. (Phone numbers for Member Services are printed on the back cover of this booklet.) You may be required to pay the difference between what you pay for the drug at the out-of-network pharmacy and the cost that we would cover at an in-network pharmacy.

Chapter 5. Using the plan's coverage for your Part D prescription drugs

How do you ask for reimbursement from the plan?

If you must use an out-of-network pharmacy, you will generally have to pay the full cost (rather than your normal share of the cost) at the time you fill your prescription. You can ask us to reimburse you for our share of the cost. (Chapter 7, Section 2.1 explains how to ask the plan to pay you back.)

SECTION 3 Your drugs need to be on the plan's "Drug List"

Section 3.1 The "Drug List" tells which Part D drugs are covered

The plan has a "*List of Covered Drugs (Formulary)*." In this *Evidence of Coverage*, we call it the "**Drug List**" for short.

The drugs on this list are selected by the plan with the help of a team of doctors and pharmacists. The list must meet requirements set by Medicare. Medicare has approved the plan's Drug List.

The Drug List includes the drugs covered under Medicare Part D (earlier in this chapter, Section 1.1 explains about Part D drugs). In addition to the drugs covered by Medicare, some prescription drugs are covered for you under your Medicaid benefits. For more information on Medicaid drug coverage, you should contact Member Services (Phone numbers for Member Services are printed on the back cover of this booklet) or your State Medicaid office (the contact information is listed in Chapter 2, Section 6).

We will generally cover a drug on the plan's Drug List as long as you follow the other coverage rules explained in this chapter and the use of the drug is a medically accepted indication. A "medically accepted indication" is a use of the drug that is *either*:

- Approved by the Food and Drug Administration. (That is, the Food and Drug Administration has approved the drug for the diagnosis or condition for which it is being prescribed.)
- -- or -- Supported by certain references, such as the American Hospital Formulary Service Drug Information and the DRUGDEX Information System.

The Drug List includes both brand name and generic drugs

A generic drug is a prescription drug that has the same active ingredients as the brand name drug. Generally, it works just as well as the brand name drug and usually costs less. There are generic drug substitutes available for many brand name drugs.

What is *not* on the Drug List?

The plan does not cover all prescription drugs.

- In some cases, the law does not allow any Medicare plan to cover certain types of drugs (for more information about this, see Section 7.1 in this chapter).
- In other cases, we have decided not to include a particular drug on our Drug List.

Chapter 5. Using the plan's coverage for your Part D prescription drugs

- Additionally, Medicaid may cover additional prescription drugs. For more information on Medicaid drug coverage, you should contact Member Services (Phone numbers for Member Services are printed on the back cover of this booklet) or your State Medicaid office (the contact information is listed in Chapter 2, Section 6).

Section 3.2 There are five (5) “cost sharing tiers” for drugs on the Drug List

Every drug on the plan's Drug List is in one of five (5) cost sharing tiers. In general, the higher the cost sharing tier, the higher your cost for the drug:

- Tier 1 - Preferred Generic (lowest cost share)
- Tier 2 - Generic
- Tier 3 - Preferred Brand
- Tier 4 - Non-Preferred Drug
- Tier 5 - Specialty Tier (highest cost share)

To find out which cost sharing tier your drug is in, look it up in the plan's Drug List.

The amount you pay for drugs in each cost sharing tier is shown in Chapter 6 (*What you pay for your Part D prescription drugs*).

Section 3.3 How can you find out if a specific drug is on the Drug List?

You have 3 ways to find out:

1. Check the most recent Drug List we provided electronically.
2. Visit the plan's website (MolinaHealthcare.com/Medicare). The Drug List on the website is always the most current.
3. Call Member Services to find out if a particular drug is on the plan's Drug List or to ask for a copy of the list. (Phone numbers for Member Services are printed on the back cover of this booklet.)

SECTION 4 There are restrictions on coverage for some drugs

Section 4.1 Why do some drugs have restrictions?

For certain prescription drugs, special rules restrict how and when the plan covers them. A team of doctors and pharmacists developed these rules to help our members use drugs in the most effective ways. These special rules also help control overall drug costs, which keeps your drug coverage more affordable.

In general, our rules encourage you to get a drug that works for your medical condition and is safe and effective. Whenever a safe, lower-cost drug will work just as well medically as a higher-cost drug, the plan's rules are

Chapter 5. Using the plan's coverage for your Part D prescription drugs

designed to encourage you and your provider to use that lower-cost option. We also need to comply with Medicare's rules and regulations for drug coverage and cost sharing.

If there is a restriction for your drug, it usually means that you or your provider will have to take extra steps in order for us to cover the drug. If you want us to waive the restriction for you, you will need to use the coverage decision process and ask us to make an exception. We may or may not agree to waive the restriction for you. (See Chapter 9, Section 7.2 for information about asking for exceptions.)

Please note that sometimes a drug may appear more than once in our drug list. This is because different restrictions or cost sharing may apply based on factors such as the strength, amount, or form of the drug prescribed by your health care provider (for instance, 10 mg versus 100 mg; one per day versus two per day; tablet versus liquid).

Section 4.2 What kinds of restrictions?

Our plan uses different types of restrictions to help our members use drugs in the most effective ways. The sections below tell you more about the types of restrictions we use for certain drugs.

- Quantity limits - We may restrict the quantity of the prescription based on safety and efficiency.
- Prior authorization - These pre-approval requirements may be used by the plan to ensure the drug is being used appropriately to treat your health needs.
- Step therapy - We may require you to try other medications before you will receive the requested medication.
- B vs. D – Some drugs may be covered under Medicare part D or B, depending on the circumstances.

Restricting brand name drugs when a generic version is available

Generally, a “generic” drug works the same as a brand name drug and usually costs less. **In most cases, when a generic version of a brand name drug is available, our network pharmacies will provide you the generic version.** We usually will not cover the brand name drug when a generic version is available. However, if your provider has told us the medical reason that neither the generic drug nor other covered drugs that treat the same condition will work for you, then we will cover the brand name drug. (Your share of the cost may be greater for the brand name drug than for the generic drug.)

Getting plan approval in advance

For certain drugs, you or your provider need to get approval from the plan before we will agree to cover the drug for you. This is called “**prior authorization.**” Sometimes the requirement for getting approval in advance helps guide appropriate use of certain drugs. If you do not get this approval, your drug might not be covered by the plan.

Trying a different drug first

This requirement encourages you to try less costly but just as effective drugs before the plan covers another drug. For example, if Drug A and Drug B treat the same medical condition and Drug A is less costly, the plan may require you to try Drug A first. If Drug A does not work for you, the plan will then cover Drug B. This requirement to try a different drug first is called “**step therapy.**”

Chapter 5. Using the plan's coverage for your Part D prescription drugs

Quantity limits

For certain drugs, we limit the amount of the drug that you can have by limiting how much of a drug you can get each time you fill your prescription. For example, if it is normally considered safe to take only one pill per day for a certain drug, we may limit coverage for your prescription to no more than one pill per day.

Section 4.3 Do any of these restrictions apply to your drugs?

The plan's Drug List includes information about the restrictions described above. To find out if any of these restrictions apply to a drug you take or want to take, check the Drug List. For the most up-to-date information, call Member Services (phone numbers are printed on the back cover of this booklet) or check our website (MolinaHealthcare.com/Medicare).

If there is a restriction for your drug, it usually means that you or your provider will have to take extra steps in order for us to cover the drug. If there is a restriction on the drug you want to take, you should contact Member Services to learn what you or your provider would need to do to get coverage for the drug. If you want us to waive the restriction for you, you will need to use the coverage decision process and ask us to make an exception. We may or may not agree to waive the restriction for you. (See Chapter 9, Section 7.2 for information about asking for exceptions.)

SECTION 5 What if one of your drugs is not covered in the way you'd like it to be covered?

Section 5.1 There are things you can do if your drug is not covered in the way you'd like it to be covered

We hope that your drug coverage will work well for you. But it's possible that there could be a prescription drug you are currently taking, or one that you and your provider think you should be taking, that is not on our formulary or is on our formulary with restrictions. For example:

- The drug might not be covered at all. Or maybe a generic version of the drug is covered but the brand name version you want to take is not covered.
- The drug is covered, but there are extra rules or restrictions on coverage for that drug. As explained in Section 4, some of the drugs covered by the plan have extra rules to restrict their use. For example, you might be required to try a different drug first, to see if it will work, before the drug you want to take will be covered for you. Or there might be limits on what amount of the drug (number of pills, etc.) is covered during a particular time period. In some cases, you may want us to waive the restriction for you.
- The drug is covered, but it is in a cost sharing tier that makes your cost sharing more expensive than you think it should be. The plan puts each covered drug into one of five (5) different cost sharing tiers. How much you pay for your prescription depends in part on which cost sharing tier your drug is in.

There are things you can do if your drug is not covered in the way that you'd like it to be covered. Your options depend on what type of problem you have:

Chapter 5. Using the plan's coverage for your Part D prescription drugs

- If your drug is not on the Drug List or if your drug is restricted, go to Section 5.2 to learn what you can do.
- If your drug is in a cost sharing tier that makes your cost more expensive than you think it should be, go to Section 5.3 to learn what you can do.

Section 5.2 What can you do if your drug is not on the Drug List or if the drug is restricted in some way?

If your drug is not on the Drug List or is restricted, here are things you can do:

- You may be able to get a temporary supply of the drug (only members in certain situations can get a temporary supply). This will give you and your provider time to change to another drug or to file a request to have the drug covered.
- You can change to another drug.
- You can request an exception and ask the plan to cover the drug or remove restrictions from the drug.

You may be able to get a temporary supply

Under certain circumstances, the plan can offer a temporary supply of a drug to you when your drug is not on the Drug List or when it is restricted in some way. Doing this gives you time to talk with your provider about the change in coverage and figure out what to do.

To be eligible for a temporary supply, you must meet the two requirements below:

1. The change to your drug coverage must be one of the following types of changes:

- The drug you have been taking is **no longer on the plan's Drug List**.
- -- or -- the drug you have been taking is **now restricted in some way** (Section 4 in this chapter tells about restrictions).

2. You must be in one of the situations described below:

- **For those members who are new or who were in the plan last year:**

We will cover a temporary supply of your drug **during the first 90 days of your membership in the plan if you are new and during the first 90 days of the calendar year if you were in the plan last year**. The total supply will be for a maximum of a 31-day supply depending on the dispensing increment. If your prescription is written for fewer days, we will allow multiple fills to provide up to a maximum of a 31-day supply of medication. The prescription must be filled at a network pharmacy. (Please note that the long-term care pharmacy may provide the drug in smaller amounts at a time to prevent waste.)

- **For those members who have been in the plan for more than 90 days and reside in a long-term care (LTC) facility and need a supply right away:**

We will cover one 31-day supply of a particular drug, or less if your prescription is written for fewer days. This is in addition to the above temporary supply situation.

Chapter 5. Using the plan's coverage for your Part D prescription drugs

- If you are a new resident of an LTC facility and have been enrolled in our plan for more than 90 days and need a drug that isn't on our formulary or is subject to other restrictions, such as step therapy or quantity limits (dosage limits), we will cover a temporary 31-day emergency supply of that drug (unless the prescription is for fewer days) while the member pursues a formulary exception. Exceptions are available in situations where you experience a change in the level of care you are receiving that also requires you to transition from one facility or treatment center to another. In such circumstances, you would be eligible for a temporary, onetime fill exception even if you are outside the first 90 days as a member of the plan. Please note that our transition policy applies only to those drugs that are "Part D" and bought at a network pharmacy. The transition policy cannot be used to buy a non-Part D drug or a drug out-of-network, unless you qualify for out-of-network access.

To ask for a temporary supply, call Member Services (phone numbers are printed on the back cover of this booklet).

During the time when you are getting a temporary supply of a drug, you should talk with your provider to decide what to do when your temporary supply runs out. You can either switch to a different drug covered by the plan or ask the plan to make an exception for you and cover your current drug. The sections below tell you more about these options.

You can change to another drug

Start by talking with your provider. Perhaps there is a different drug covered by the plan that might work just as well for you. You can call Member Services to ask for a list of covered drugs that treat the same medical condition. This list can help your provider find a covered drug that might work for you. (Phone numbers for Member Services are printed on the back cover of this booklet.)

You can ask for an exception

You and your provider can ask the plan to make an exception for you and cover the drug in the way you would like it to be covered. If your provider says that you have medical reasons that justify asking us for an exception, your provider can help you request an exception to the rule. For example, you can ask the plan to cover a drug even though it is not on the plan's Drug List. Or you can ask the plan to make an exception and cover the drug without restrictions.

If you are a current member and a drug you are taking will be removed from the formulary or restricted in some way for next year, we will allow you to request a formulary exception in advance for next year. We will tell you about any change in the coverage for your drug for next year. You can ask for an exception before next year and we will give you an answer within 72 hours after we receive your request (or your prescriber's supporting statement). If we approve your request, we will authorize the coverage before the change takes effect.

If you and your provider want to ask for an exception, Chapter 9, Section 7.4 tells what to do. It explains the procedures and deadlines that have been set by Medicare to make sure your request is handled promptly and fairly.

Section 5.3 What can you do if your drug is in a cost sharing tier you think is too high?

If your drug is in a cost sharing tier you think is too high, here are things you can do:

Chapter 5. Using the plan's coverage for your Part D prescription drugs

You can change to another drug

If your drug is in a cost sharing tier you think is too high, start by talking with your provider. Perhaps there is a different drug in a lower cost sharing tier that might work just as well for you. You can call Member Services to ask for a list of covered drugs that treat the same medical condition. This list can help your provider find a covered drug that might work for you. (Phone numbers for Member Services are printed on the back cover of this booklet.)

You can ask for an exception

You and your provider can ask the plan to make an exception in the cost sharing tier for the drug so that you pay less for it. If your provider says that you have medical reasons that justify asking us for an exception, your provider can help you request an exception to the rule.

If you and your provider want to ask for an exception, Chapter 9, Section 7.4 tells what to do. It explains the procedures and deadlines that have been set by Medicare to make sure your request is handled promptly and fairly.

Drugs in our five (5) - Specialty Tier are not eligible for this type of exception. We do not lower the cost sharing amount for drugs in this tier.

SECTION 6 What if your coverage changes for one of your drugs?

Section 6.1 The Drug List can change during the year

Most of the changes in drug coverage happen at the beginning of each year (January 1). However, during the year, the plan might make changes to the Drug List. For example, the plan might:

- **Add or remove drugs from the Drug List.** New drugs become available, including new generic drugs. Perhaps the government has given approval to a new use for an existing drug. Sometimes, a drug gets recalled and we decide not to cover it. Or we might remove a drug from the list because it has been found to be ineffective.
- **Move a drug to a higher or lower cost sharing tier.**
- **Add or remove a restriction on coverage for a drug** (for more information about restrictions to coverage, see Section 4 in this chapter).
- **Replace a brand name drug with a generic drug.**

We must follow Medicare requirements before we change the plan's Drug List.

Section 6.2 What happens if coverage changes for a drug you are taking?**Information on changes to drug coverage**

When changes to the Drug List occur during the year, we post information on our website about those changes. We will update our online Drug List on a regularly scheduled basis to include any changes that have occurred after the last update. Below we point out the times that you would get direct notice if changes are made to a drug that you are then taking. You can also call Member Services for more information (phone numbers are printed on the back cover of this booklet).

Chapter 5. Using the plan's coverage for your Part D prescription drugs

Do changes to your drug coverage affect you right away?

Changes that can affect you this year: In the below cases, you will be affected by the coverage changes during the current year:

- **A new generic drug replaces a brand name drug on the Drug List (or we change the cost sharing tier or add new restrictions to the brand name drug or both)**
 - We may immediately remove a brand name drug on our Drug List if we are replacing it with a newly approved generic version of the same drug that will appear on the same or lower cost sharing tier and with the same or fewer restrictions. Also, when adding the new generic drug, we may decide to keep the brand name drug on our Drug List, but immediately move it to a higher cost sharing tier or add new restrictions or both.
 - We may not tell you in advance before we make that change—even if you are currently taking the brand name drug.
 - You or your prescriber can ask us to make an exception and continue to cover the brand name drug for you. For information on how to ask for an exception, see Chapter 9 (*What to do if you have a problem or complaint (coverage decisions, appeals, complaints)*).
 - If you are taking the brand name drug at the time we make the change, we will provide you with information about the specific change(s) we made. This will also include information on the steps you may take to request an exception to cover the brand name drug. You may not get this notice before we make the change.
- **A generic drug replaces a brand name drug on the Drug List (or we change the cost sharing tier or add new restrictions to the brand name drug or both)**
 - If a brand name drug you are taking is replaced by a generic drug, the plan must give you at least 30 days' advance notice of the change or give you notice of the change and a 31-day refill of your brand name drug at a network pharmacy.
 - After you receive notice of the change you should be working with your provider to switch to the generic or to a different drug that we cover.
 - Or you or your prescriber can ask the plan to make an exception and continue to cover the brand name drug for you. For information on how to ask for an exception, see Chapter 9 (*What to do if you have a problem or complaint (coverage decisions, appeals, complaints)*).
- **Unsafe drugs and other drugs on the Drug List that are withdrawn from the market**
 - Once in a while, a drug may be suddenly withdrawn because it has been found to be unsafe or removed from the market for another reason. If this happens, we will immediately remove the drug from the Drug List. If you are taking that drug, we will let you know of this change right away.
 - Your prescriber will also know about this change, and can work with you to find another drug for your condition.
- **Other changes to drugs on the Drug List**

Chapter 5. Using the plan's coverage for your Part D prescription drugs

- We may make other changes once the year has started that affect drugs you are taking. For instance, we might add a generic drug that is not new to the market to replace a brand name drug or change the cost sharing tier or add new restrictions to the brand name drug or both. We also might make changes based on FDA boxed warnings or new clinical guidelines recognized by Medicare. We must give you at least 30 days' advance notice of the change or give you notice of the change and a 31-day refill of the drug you are taking at a network pharmacy.
- After you receive notice of the change you should be working with your prescriber to switch to a different drug that we cover.
- Or you or your prescriber can ask us to make an exception and continue to cover the drug for you. For information on how to ask for an exception, see Chapter 9 (*What to do if you have a problem or complaint (coverage decisions, appeals, complaints)*).

Changes to drugs on the Drug List that will not affect people currently taking the drug: For changes to the Drug List that are not described above, if you are currently taking the drug the following types of changes will not affect you until January 1 of the next year if you stay in the plan:

- If we move your drug into a higher cost sharing tier
- If we put a new restriction on your use of the drug
- If we remove your drug from the Drug List

If any of these changes happen for a drug you are taking (but not because of a market withdrawal, a generic drug replacing a brand name drug, or other change noted in the sections above), then the change won't affect your use or what you pay as your share of the cost until January 1 of the next year. Until that date, you probably won't see any increase in your payments or any added restriction to your use of the drug. You will not get direct notice this year about changes that do not affect you. However, on January 1 of the next year, the changes will affect you, and it is important to check the Drug List in the new benefit year for any changes to drugs.

SECTION 7 What types of drugs are *not* covered by the plan?

Section 7.1 Types of drugs we do not cover

This section tells you what kinds of prescription drugs are “excluded.” This means Medicare does not pay for these drugs.

We won't pay for the drugs that are listed in this section. The only exception: If the requested drug is found upon appeal to be a drug that is not excluded under Part D and we should have paid for or covered it because of your specific situation. (For information about appealing a decision we have made to not cover a drug, go to Chapter 9, Section 7.5 in this booklet.) If the drug excluded by our plan is also excluded by Medicaid, you must pay for it yourself.

Here are three general rules about drugs that Medicare drug plans will not cover under Part D:

- Our plan's Part D drug coverage cannot cover a drug that would be covered under Medicare Part A or Part B.
- Our plan cannot cover a drug purchased outside the United States and its territories.

Chapter 5. Using the plan's coverage for your Part D prescription drugs

- Our plan usually cannot cover off-label use. “Off-label use” is any use of the drug other than those indicated on a drug’s label as approved by the Food and Drug Administration.
 - Generally, coverage for “off-label use” is allowed only when the use is supported by certain references, such as the American Hospital Formulary Service Drug Information and the DRUGDEX Information System. If the use is not supported by any of these references, then our plan cannot cover its “off-label use.”

Also, by law, the categories of drugs listed below are not covered by Medicare. However, some of these drugs, such as Over-the-Counter drugs are covered under your Molina Medicare Complete Care (HMO SNP) Plan supplemental benefit (see Chapter 4, Section 2 Benefit Chart) and/or your Medicaid drug coverage.

For more information on Medicaid drug coverage, you should contact Member Services (Phone numbers for Member Services are printed on the back cover of this booklet) or your State Medicaid office (the contact information is listed in Chapter 2, Section 6).

- Non-prescription drugs (also called over-the-counter drugs)
- Drugs when used to promote fertility
- Drugs when used for the relief of cough or cold symptoms
- Drugs when used for cosmetic purposes or to promote hair growth
- Prescription vitamins and mineral products, except prenatal vitamins and fluoride preparations
- Drugs when used for the treatment of sexual or erectile dysfunction
- Drugs when used for treatment of anorexia, weight loss, or weight gain
- Outpatient drugs for which the manufacturer seeks to require that associated tests or monitoring services be purchased exclusively from the manufacturer as a condition of sale

SECTION 8 Show your plan membership card when you fill a prescription

Section 8.1 Show your membership card

To fill your prescription, show your plan membership card at the network pharmacy you choose. When you show your plan membership card, the network pharmacy will automatically bill the plan for our share of the costs of your covered prescription drug. You will need to pay the pharmacy *your* share of the cost when you pick up your prescription.

Section 8.2 What if you don't have your membership card with you?

If you don't have your plan membership card with you when you fill your prescription, ask the pharmacy to call the plan to get the necessary information.

Chapter 5. Using the plan's coverage for your Part D prescription drugs

If the pharmacy is not able to get the necessary information, you may have to pay the full cost of the prescription when you pick it up. (You can then ask us to reimburse you for our share. See Chapter 7, Section 2.1 for information about how to ask the plan for reimbursement.)

SECTION 9 Part D drug coverage in special situations

Section 9.1 What if you're in a hospital or a skilled nursing facility for a stay that is covered by the plan?

If you are admitted to a hospital or to a skilled nursing facility for a stay covered by the plan, we will generally cover the cost of your prescription drugs during your stay. Once you leave the hospital or skilled nursing facility, the plan will cover your drugs as long as the drugs meet all of our rules for coverage. See the previous parts of this section that tell about the rules for getting drug coverage. Chapter 6 (*What you pay for your Part D prescription drugs*) gives more information about drug coverage and what you pay.

Section 9.2 What if you're a resident in a long-term care (LTC) facility?

Usually, a long-term care (LTC) facility (such as a nursing home) has its own pharmacy, or a pharmacy that supplies drugs for all of its residents. If you are a resident of a long-term care facility, you may get your prescription drugs through the facility's pharmacy as long as it is part of our network.

Check your *Provider/Pharmacy Directory* to find out if your long-term care facility's pharmacy is part of our network. If it isn't, or if you need more information, please contact Member Services (phone numbers are printed on the back cover of this booklet).

What if you're a resident in a long-term care (LTC) facility and become a new member of the plan?

If you need a drug that is not on our Drug List or is restricted in some way, the plan will cover a **temporary supply** of your drug during the first 90 days of your membership. The total supply will be for a maximum of 31 days, or less if your prescription is written for fewer days. (Please note that the long-term care pharmacy may provide the drug in smaller amounts at a time to prevent waste.) If you have been a member of the plan for more than 90 days and need a drug that is not on our Drug List or if the plan has any restriction on the drug's coverage, we will cover one 31-day supply, or less if your prescription is written for fewer days.

During the time when you are getting a temporary supply of a drug, you should talk with your provider to decide what to do when your temporary supply runs out. Perhaps there is a different drug covered by the plan that might work just as well for you. Or you and your provider can ask the plan to make an exception for you and cover the drug in the way you would like it to be covered. If you and your provider want to ask for an exception, Chapter 9, Section 7.4 tells what to do.

Chapter 5. Using the plan's coverage for your Part D prescription drugs

Section 9.3 What if you're also getting drug coverage from an employer or retiree group plan?

Do you currently have other prescription drug coverage through your (or your spouse's) employer or retiree group? If so, please contact **that group's benefits administrator**. He or she can help you determine how your current prescription drug coverage will work with our plan.

In general, if you are currently employed, the prescription drug coverage you get from us will be *secondary* to your employer or retiree group coverage. That means your group coverage would pay first.

Special note about 'creditable coverage':

Each year your employer or retiree group should send you a notice that tells if your prescription drug coverage for the next calendar year is "creditable" and the choices you have for drug coverage.

If the coverage from the group plan is "**creditable**," it means that the plan has drug coverage that is expected to pay, on average, at least as much as Medicare's standard prescription drug coverage.

Keep these notices about creditable coverage, because you may need them later. If you enroll in a Medicare plan that includes Part D drug coverage, you may need these notices to show that you have maintained creditable coverage. If you didn't get a notice about creditable coverage from your employer or retiree group plan, you can get a copy from your employer or retiree plan's benefits administrator or the employer or union.

Section 9.4 What if you're in Medicare-certified hospice?

Drugs are never covered by both hospice and our plan at the same time. If you are enrolled in Medicare hospice and require an anti-nausea, laxative, pain medication or antianxiety drug that is not covered by your hospice because it is unrelated to your terminal illness and related conditions, our plan must receive notification from either the prescriber or your hospice provider that the drug is unrelated before our plan can cover the drug. To prevent delays in receiving any unrelated drugs that should be covered by our plan, you can ask your hospice provider or prescriber to make sure we have the notification that the drug is unrelated before you ask a pharmacy to fill your prescription.

In the event you either revoke your hospice election or are discharged from hospice, our plan should cover all your drugs. To prevent any delays at a pharmacy when your Medicare hospice benefit ends, you should bring documentation to the pharmacy to verify your revocation or discharge. See the previous parts of this section that tell about the rules for getting drug coverage under Part D Chapter 6 (*What you pay for your Part D prescription drugs*) gives more information about drug coverage and what you pay.

SECTION 10 Programs on drug safety and managing medications

Section 10.1 Programs to help members use drugs safely

We conduct drug use reviews for our members to help make sure that they are getting safe and appropriate care. These reviews are especially important for members who have more than one provider who prescribes their drugs.

Chapter 5. Using the plan's coverage for your Part D prescription drugs

We do a review each time you fill a prescription. We also review our records on a regular basis. During these reviews, we look for potential problems such as:

- Possible medication errors
- Drugs that may not be necessary because you are taking another drug to treat the same medical condition
- Drugs that may not be safe or appropriate because of your age or gender
- Certain combinations of drugs that could harm you if taken at the same time
- Prescriptions written for drugs that have ingredients you are allergic to
- Possible errors in the amount (dosage) of a drug you are taking.
- Unsafe amounts of opioid pain medications

If we see a possible problem in your use of medications, we will work with your provider to correct the problem.

Section 10.2 Drug Management Program (DMP) to help members safely use their opioid medications

We have a program that can help make sure our members safely use their prescription opioid medications, and other medications that are frequently abused. This program is called a Drug Management Program (DMP). If you use opioid medications that you get from several doctors or pharmacies, we may talk to your doctors to make sure your use of opioid medications is appropriate and medically necessary. Working with your doctors, if we decide your use of prescription opioid or benzodiazepine medications is not safe, we may limit how you can get those medications. The limitations may be:

- Requiring you to get all your prescriptions for opioid or benzodiazepine medications from a certain pharmacy(ies)
- Requiring you to get all your prescriptions for opioid or benzodiazepine medications from a certain doctor(s)
- Limiting the amount of opioid or benzodiazepine medications we will cover for you

If we think that one or more of these limitations should apply to you, we will send you a letter in advance. The letter will have information explaining the limitations we think should apply to you. You will also have an opportunity to tell us which doctors or pharmacies you prefer to use, and about any other information you think is important for us to know. After you've had the opportunity to respond, if we decide to limit your coverage for these medications, we will send you another letter confirming the limitation. If you think we made a mistake or you disagree with our determination that you are at-risk for prescription drug misuse or with the limitation, you and your prescriber have the right to ask us for an appeal. If you choose to appeal, we will review your case and give you a decision. If we continue to deny any part of your request related to the limitations that apply to your access to medications, we will automatically send your case to an independent reviewer outside of our plan. See Chapter 9 for information about how to ask for an appeal.

The DMP may not apply to you if you have certain medical conditions, such as cancer, you are receiving hospice, palliative, or end-of-life care, or live in a long-term care facility.

Chapter 5. Using the plan's coverage for your Part D prescription drugs

Section 10.3 Medication Therapy Management (MTM) program to help members manage their medications

We have a program that can help our members with complex health needs.

This program is voluntary and free to members. A team of pharmacists and doctors developed the program for us. This program can help make sure that our members get the most benefit from the drugs they take. Our program is called a Medication Therapy Management (MTM) program.

Some members who take medications for different medical conditions and have high drug costs may be able to get services through an MTM program. A pharmacist or other health professional will give you a comprehensive review of all your medications. You can talk about how best to take your medications, your costs, and any problems or questions you have about your prescription and over-the-counter medications. You'll get a written summary of this discussion. The summary has a medication action plan that recommends what you can do to make the best use of your medications, with space for you to take notes or write down any follow-up questions. You'll also get a personal medication list that will include all the medications you're taking and why you take them.

It's a good idea to have your medication review before your yearly "Wellness" visit, so you can talk to your doctor about your action plan and medication list. Bring your action plan and medication list with you to your visit or anytime you talk with your doctors, pharmacists, and other health care providers. Also, keep your medication list with you (for example, with your ID) in case you go to the hospital or emergency room.

If we have a program that fits your needs, we will automatically enroll you in the program and send you information. If you decide not to participate, please notify us and we will withdraw you from the program. If you have any questions about these programs, please contact Member Services (phone numbers are printed on the back cover of this booklet).

CHAPTER 6

*What you pay for your Part D
prescription drugs*

Chapter 6. What you pay for your Part D prescription drugs**Chapter 6. What you pay for your Part D prescription drugs**

SECTION 1	Introduction	120
Section 1.1	Use this chapter together with other materials that explain your drug coverage	120
Section 1.2	Types of out-of-pocket costs you may pay for covered drugs	120
SECTION 2	What you pay for a drug depends on which “drug payment stage” you are in when you get the drug	121
Section 2.1	What are the drug payment stages for Molina Medicare Complete Care (HMO SNP) members?	121
SECTION 3	We send you reports that explain payments for your drugs and which payment stage you are in	122
Section 3.1	We send you a monthly report called the “Part D Explanation of Benefits” (the “Part D EOB”)	122
Section 3.2	Help us keep our information about your drug payments up to date	122
SECTION 4	There is no deductible for Molina Medicare Complete Care (HMO SNP)	123
Section 4.1	You do not pay a deductible for your Part D drugs	123
SECTION 5	During the Initial Coverage Stage, the plan pays its share of your drug costs and you pay your share	123
Section 5.1	What you pay for a drug depends on the drug and where you fill your prescription	123
Section 5.2	A table that shows your costs for a one-month supply of a drug	124
Section 5.3	If your doctor prescribes less than a full month’s supply, you may not have to pay the cost of the entire month’s supply	126
Section 5.4	A table that shows your costs for a long-term (up to a 90-day) supply of a drug	127
Section 5.5	You stay in the Initial Coverage Stage until your total drug costs for the year reach \$4,130	128
SECTION 6	During the Coverage Gap Stage, you receive a discount on brand name drugs and pay no more than 25% of the costs of generic drugs	129
Section 6.1	You stay in the Coverage Gap Stage until your out-of-pocket costs reach \$6,550	129
Section 6.2	How Medicare calculates your out-of-pocket costs for prescription drugs	129

Chapter 6. What you pay for your Part D prescription drugs

SECTION 7 During the Catastrophic Coverage Stage, the plan pays all of the costs for your drugs 131

Section 7.1 Once you are in the Catastrophic Coverage Stage, you will stay in this stage for the rest of the year 131

SECTION 8 What you pay for vaccinations covered by Part D depends on how and where you get them 131

Section 8.1 Our plan may have separate coverage for the Part D vaccine medication itself and for the cost of giving you the vaccine 131

Section 8.2 You may want to call us at Member Services before you get a vaccination 132

Chapter 6. What you pay for your Part D prescription drugs



How can you get information about your drug costs

Because you are eligible for Medicaid, you qualify for and are getting "Extra Help" from Medicare to pay for your prescription drug plan costs. Because you are in the "Extra Help" program, some information in this *Evidence of Coverage* about the costs for Part D prescription drugs may not apply to you. We sent you a separate insert, called the "Evidence of Coverage Rider for People Who Get Extra Help Paying for Prescription Drugs" (also known as the "Low Income Subsidy Rider" or the "LIS Rider"), which tells you about your drug coverage. If you don't have this insert, please call Member Services and ask for the "LIS Rider." (Phone numbers for Member Services are printed on the back cover of this booklet.)

SECTION 1 Introduction

Section 1.1 Use this chapter together with other materials that explain your drug coverage

This chapter focuses on what you pay for your Part D prescription drugs. To keep things simple, we use "drug" in this chapter to mean a Part D prescription drug. As explained in Chapter 5, not all drugs are Part D drugs – some drugs are excluded from Part D coverage by law. Some of the drugs excluded from Part D coverage are covered under Medicare Part A or Part B or under Medicaid.

To understand the payment information we give you in this chapter, you need to know the basics of what drugs are covered, where to fill your prescriptions, and what rules to follow when you get your covered drugs. Here are materials that explain these basics:

- **The plan's *List of Covered Drugs (Formulary)*.** To keep things simple, we call this the "Drug List."
 - This Drug List tells which drugs are covered for you.
 - It also tells which of the five (5) "cost sharing tiers" the drug is in and whether there are any restrictions on your coverage for the drug.
 - If you need a copy of the Drug List, call Member Services (phone numbers are printed on the back cover of this booklet). You can also find the Drug List on our website at [MolinaHealthcare.com/Medicare](https://www.molinahealthcare.com/medicare). The Drug List on the website is always the most current.
- **Chapter 5 of this booklet.** Chapter 5 gives the details about your prescription drug coverage, including rules you need to follow when you get your covered drugs. Chapter 5 also tells which types of prescription drugs are not covered by our plan.
- **The plan's *Provider/Pharmacy Directory*.** In most situations you must use a network pharmacy to get your covered drugs (see Chapter 5 for the details). The *Provider/Pharmacy Directory* has a list of pharmacies in the plan's network. It also tells you which pharmacies in our network can give you a long-term supply of a drug (such as filling a prescription for a three-month's supply).

Section 1.2 Types of out-of-pocket costs you may pay for covered drugs

To understand the payment information we give you in this chapter, you need to know about the types of out-of-pocket costs you may pay for your covered services. The amount that you pay for a drug is called "cost sharing," and there are three ways you may be asked to pay.

Chapter 6. What you pay for your Part D prescription drugs

- The “**deductible**” is the amount you must pay for drugs before our plan begins to pay its share.
- “**Copayment**” means that you pay a fixed amount each time you fill a prescription.
- “**Coinsurance**” means that you pay a percent of the total cost of the drug each time you fill a prescription.

SECTION 2 What you pay for a drug depends on which “drug payment stage” you are in when you get the drug

Section 2.1 What are the drug payment stages for Molina Medicare Complete Care (HMO SNP) members?

As shown in the table below, there are “drug payment stages” for your Medicare Part D prescription drug coverage under Molina Medicare Complete Care (HMO SNP). How much you pay for a drug depends on which of these stages you are in at the time you get a prescription filled or refilled.

Stage 1 Yearly Deductible Stage	Stage 2 Initial Coverage Stage	Stage 3 Coverage Gap Stage	Stage 4 Catastrophic Coverage Stage
<p>Because there is no deductible for the plan, this payment stage does not apply to you.</p> <p>If you receive “Extra Help” to pay your prescription drugs, this payment stage does not apply to you.</p> <p>(Details are in Section 4 of this chapter.)</p>	<p>You begin in this stage when you fill your first prescription of the year. During this stage, the plan pays its share of the cost of your drugs and you pay your share of the cost.</p> <p>You stay in this stage until your year-to-date “total drug costs” (your payments plus any Part D plan’s payments) total \$4,130.</p> <p>(Details are in Section 5 of this chapter.)</p>	<p>During this stage, you pay 25% of the price for brand name drugs plus a portion of the dispensing fee) and 25% of the price for generic drugs.</p> <p>You stay in this stage until your year-to-date “out-of-pocket costs” (your payments) reach a total of \$6,550. This amount and rules for counting costs toward this amount have been set by Medicare.</p> <p>(Details are in Section 6 of this chapter.)</p>	<p>During this stage, the plan will pay all of the costs of your drugs for the rest of the calendar year. (through December 31, 2021).</p> <p>(Details are in Section 7 of this chapter.)</p>

Chapter 6. What you pay for your Part D prescription drugs**SECTION 3 We send you reports that explain payments for your drugs and which payment stage you are in****Section 3.1 We send you a monthly report called the “Part D Explanation of Benefits” (the “Part D EOB”)**

Our plan keeps track of the costs of your prescription drugs and the payments you have made when you get your prescriptions filled or refilled at the pharmacy. This way, we can tell you when you have moved from one drug payment stage to the next. In particular, there are two types of costs we keep track of:

- We keep track of how much you have paid. This is called your “**out-of-pocket**” cost.
- We keep track of your “**total drug costs.**” This is the amount you pay out-of-pocket or others pay on your behalf plus the amount paid by the plan.

Our plan will prepare a written report called the *Part D Explanation of Benefits* (it is sometimes called the “Part D EOB”) when you have had one or more prescriptions filled through the plan during the previous month. The Part D EOB provides more information about the drugs you take, such as increases in price and other drugs with lower cost sharing that may be available. You should consult with your prescriber about these lower cost options. It includes:

- **Information for that month.** This report gives the payment details about the prescriptions you have filled during the previous month. It shows the total drug costs, what the plan paid, and what you and others on your behalf paid.
- **Totals for the year since January 1.** This is called “year-to-date” information. It shows you the total drug costs and total payments for your drugs since the year began.
- **Drug price information.** This information will display cumulative percentage increases for each prescription claim.
- **Available lower cost alternative prescriptions.** This will include information about other drugs with lower cost sharing for each prescription claim that may be available.

Section 3.2 Help us keep our information about your drug payments up to date

To keep track of your drug costs and the payments you make for drugs, we use records we get from pharmacies. Here is how you can help us keep your information correct and up to date:

- **Show your membership card when you get a prescription filled.** To make sure we know about the prescriptions you are filling and what you are paying, show your plan membership card every time you get a prescription filled.
- **Make sure we have the information we need.** There are times you may pay for prescription drugs when we will not automatically get the information we need to keep track of your out-of-pocket costs. To help us keep track of your out-of-pocket costs, you may give us copies of receipts for drugs that you have purchased. (If you are billed for a covered drug, you can ask our plan to pay our share of the cost for the drug. For instructions on how to do this, go to Chapter 7, Section 2 of this booklet.) Here are some types of situations

Chapter 6. What you pay for your Part D prescription drugs

when you may want to give us copies of your drug receipts to be sure we have a complete record of what you have spent for your drugs:

- When you purchase a covered drug at a network pharmacy at a special price or using a discount card that is not part of our plan's benefit
 - When you made a copayment for drugs that are provided under a drug manufacturer patient assistance program.
 - Any time you have purchased covered drugs at out-of-network pharmacies or other times you have paid the full price for a covered drug under special circumstances.
- **Send us information about the payments others have made for you.** Payments made by certain other individuals and organizations also count toward your out-of-pocket costs and help qualify you for catastrophic coverage. For example, payments made by an AIDS drug assistance program (ADAP), the Indian Health Service, and most charities count toward your out-of-pocket costs. You should keep a record of these payments and send them to us so we can track your costs.
 - **Check the written report we send you.** When you receive a *Part D Explanation of Benefits* (a Part D EOB) in the mail, please look it over to be sure the information is complete and correct. If you think something is missing from the report, or you have any questions, please call us at Member Services (phone numbers are printed on the back cover of this booklet). Be sure to keep these reports. They are an important record of your drug expenses.

SECTION 4 There is no deductible for Molina Medicare Complete Care (HMO SNP)

Section 4.1 You do not pay a deductible for your Part D drugs

There is no deductible for Molina Medicare Complete Care (HMO SNP). You begin in the Initial Coverage Stage when you fill your first prescription of the year. See Section 5 for information about your coverage in the Initial Coverage Stage

SECTION 5 During the Initial Coverage Stage, the plan pays its share of your drug costs and you pay your share

Section 5.1 What you pay for a drug depends on the drug and where you fill your prescription

During the Initial Coverage Stage, the plan pays its share of the cost of your covered prescription drugs, and you pay your share (your copayment or coinsurance amount). Your share of the cost will vary depending on the drug and where you fill your prescription.

The plan has five (5) cost sharing tiers

Every drug on the plan's Drug List is in one of five (5) cost sharing tiers. In general, the higher the cost sharing tier number, the higher your cost for the drug:

Chapter 6. What you pay for your Part D prescription drugs

- Tier 1 - Preferred Generic (lowest cost share)
- Tier 2 - Generic
- Tier 3 - Preferred Brand
- Tier 4 - Non-Preferred Drug
- Tier 5 - Specialty Tier (highest cost share)

To find out which cost sharing tier your drug is in, look it up in the plan's Drug List.

Your pharmacy choices

How much you pay for a drug depends on whether you get the drug from:

- A retail pharmacy that is in our plan's network
- A pharmacy that is not in the plan's network
- The plan's mail-order pharmacy

For more information about these pharmacy choices and filling your prescriptions, see Chapter 5 in this booklet and the plan's *Provider/Pharmacy Directory*.

Section 5.2 A table that shows your costs for a one-month supply of a drug
--

During the Initial Coverage Stage, your share of the cost of a covered drug will be either a copayment or coinsurance.

- **“Copayment”** means that you pay a fixed amount each time you fill a prescription.
- **“Coinsurance”** means that you pay a percent of the total cost of the drug each time you fill a prescription.

As shown in the table below, the amount of the copayment or coinsurance depends on which cost sharing tier your drug is in. Please note:

- If your covered drug costs less than the copayment amount listed in the chart, you will pay that lower price for the drug. You pay *either* the full price of the drug *or* the copayment amount, *whichever is lower*.
- We cover prescriptions filled at out-of-network pharmacies in only limited situations. Please see Chapter 5, Section 2.5 for information about when we will cover a prescription filled at an out-of-network pharmacy.

Chapter 6. What you pay for your Part D prescription drugs**Your share of the cost when you get a *one-month* supply of a covered Part D prescription drug:**

Tier	Standard retail cost sharing (in-network) (up to a 31-day supply)	Mail-order cost sharing (up to a 31-day supply)	Long-term care (LTC) cost sharing (up to a 31-day supply)	Out-of-network cost sharing (Coverage is limited to certain situations; see Chapter 5 for details.) (up to a 31-day supply)
Cost Sharing Tier 1 (Preferred Generic)	\$0 copay	\$0 copay	\$0 copay	\$0 copay
Cost Sharing Tier 2 (Generic)	\$0, \$1.30, or \$3.70 copay for generic drugs (including brand drugs treated as generic) \$0, \$4.00, or \$9.20 copay for all other drugs per prescription.	\$0, \$1.30, or \$3.70 copay for generic drugs (including brand drugs treated as generic) \$0, \$4.00, or \$9.20 copay for all other drugs per prescription.	\$0, \$1.30, or \$3.70 copay for generic drugs (including brand drugs treated as generic) \$0, \$4.00, or \$9.20 copay for all other drugs per prescription.	\$0, \$1.30, or \$3.70 copay for generic drugs (including brand drugs treated as generic) \$0, \$4.00, or \$9.20 copay for all other drugs per prescription.
Cost Sharing Tier 3 (Preferred Brand)	\$0, \$1.30, or \$3.70 copay for generic drugs (including brand drugs treated as generic) \$0, \$4.00, or \$9.20 copay for all other drugs per prescription.	\$0, \$1.30, or \$3.70 copay for generic drugs (including brand drugs treated as generic) \$0, \$4.00, or \$9.20 copay for all other drugs per prescription.	\$0, \$1.30, or \$3.70 copay for generic drugs (including brand drugs treated as generic) \$0, \$4.00, or \$9.20 copay for all other drugs per prescription.	\$0, \$1.30, or \$3.70 copay for generic drugs (including brand drugs treated as generic) \$0, \$4.00, or \$9.20 copay for all other drugs per prescription.

Chapter 6. What you pay for your Part D prescription drugs

Tier	Standard retail cost sharing (in-network) (up to a 31-day supply)	Mail-order cost sharing (up to a 31-day supply)	Long-term care (LTC) cost sharing (up to a 31-day supply)	Out-of-network cost sharing (Coverage is limited to certain situations; see Chapter 5 for details.) (up to a 31-day supply)
Cost Sharing Tier 4 (Non-Preferred Drug)	\$0, \$1.30, or \$3.70 copay for generic drugs (including brand drugs treated as generic) \$0, \$4.00, or \$9.20 copay for all other drugs per prescription.	\$0, \$1.30, or \$3.70 copay for generic drugs (including brand drugs treated as generic) \$0, \$4.00, or \$9.20 copay for all other drugs per prescription.	\$0, \$1.30, or \$3.70 copay for generic drugs (including brand drugs treated as generic) \$0, \$4.00, or \$9.20 copay for all other drugs per prescription.	\$0, \$1.30, or \$3.70 copay for generic drugs (including brand drugs treated as generic) \$0, \$4.00, or \$9.20 copay for all other drugs per prescription.
Cost Sharing Tier 5 (Specialty Tier)	\$0, \$1.30, or \$3.70 copay for generic drugs (including brand drugs treated as generic) \$0, \$4.00, or \$9.20 copay for all other drugs per prescription.	\$0, \$1.30, or \$3.70 copay for generic drugs (including brand drugs treated as generic) \$0, \$4.00, or \$9.20 copay for all other drugs per prescription.	\$0, \$1.30, or \$3.70 copay for generic drugs (including brand drugs treated as generic) \$0, \$4.00, or \$9.20 copay for all other drugs per prescription.	\$0, \$1.30, or \$3.70 copay for generic drugs (including brand drugs treated as generic) \$0, \$4.00, or \$9.20 copay for all other drugs per prescription.

Section 5.3 If your doctor prescribes less than a full month's supply, you may not have to pay the cost of the entire month's supply

Typically, the amount you pay for a prescription drug covers a full month's supply of a covered drug. However, your doctor can prescribe less than a month's supply of drugs. There may be times when you want to ask your doctor about prescribing less than a month's supply of a drug (for example, when you are trying a medication for the first time that is known to have serious side effects). If your doctor prescribes less than a full month's supply, you will not have to pay for the full month's supply for certain drugs.

The amount you pay when you get less than a full month's supply will depend on whether you are responsible for paying coinsurance (a percentage of the total cost) or a copayment (a flat dollar amount).

Chapter 6. What you pay for your Part D prescription drugs

- If you are responsible for coinsurance, you pay a *percentage* of the total cost of the drug. You pay the same percentage regardless of whether the prescription is for a full month’s supply or for fewer days. However, because the entire drug cost will be lower if you get less than a full month’s supply, the *amount* you pay will be less.
- If you are responsible for a copayment for the drug, your copay will be based on the number of days of the drug that you receive. We will calculate the amount you pay per day for your drug (the “daily cost sharing rate”) and multiply it by the number of days of the drug you receive.
 - Here’s an example: Let’s say the copay for your drug for a full month’s supply (a 30-day supply) is \$30. This means that the amount you pay per day for your drug is \$1. If you receive a 7 days’ supply of the drug, your payment will be \$1 per day multiplied by 7 days, for a total payment of \$7.

Daily cost sharing allows you to make sure a drug works for you before you have to pay for an entire month’s supply. You can also ask your doctor to prescribe, and your pharmacist to dispense, less than a full month’s supply of a drug or drugs, if this will help you better plan refill dates for different prescriptions so that you can take fewer trips to the pharmacy. The amount you pay will depend upon the days’ supply you receive.

Section 5.4 A table that shows your costs for a *long-term* (up to a 90-day) supply of a drug

For some drugs, you can get a long-term supply (also called an “extended supply”) when you fill your prescription. A long-term supply is up to a 90-day supply. (For details on where and how to get a long-term supply of a drug, see Chapter 5, Section 2.4.)

The table below shows what you pay when you get a long-term (up to a 90-day) supply of a drug.

Your share of the cost when you get a *long-term* supply of a covered Part D prescription drug:

Tier	Standard retail cost sharing (in-network) (90-day supply)	Mail-order cost sharing (90-day supply)
Cost Sharing Tier 1 (Preferred Generic)	\$0 copay	\$0 copay
Cost Sharing Tier 2 (Generic)	\$0, \$1.30, or \$3.70 copay for generic drugs (including brand drugs treated as generic) \$0, \$4.00, or \$9.20 copay for all other drugs per prescription.	\$0, \$1.30, or \$3.70 copay for generic drugs (including brand drugs treated as generic) \$0, \$4.00, or \$9.20 copay for all other drugs per prescription.

Chapter 6. What you pay for your Part D prescription drugs

Tier	Standard retail cost sharing (in-network) (90-day supply)	Mail-order cost sharing (90-day supply)
Cost Sharing Tier 3 (Preferred Brand)	\$0, \$1.30, or \$3.70 copay for generic drugs (including brand drugs treated as generic)	\$0, \$1.30, or \$3.70 copay for generic drugs (including brand drugs treated as generic)
	\$0, \$4.00, or \$9.20 copay for all other drugs per prescription.	\$0, \$4.00, or \$9.20 copay for all other drugs per prescription.
Cost Sharing Tier 4 (Non-Preferred Drug)	\$0, \$1.30, or \$3.70 copay for generic drugs (including brand drugs treated as generic)	\$0, \$1.30, or \$3.70 copay for generic drugs (including brand drugs treated as generic)
	\$0, \$4.00, or \$9.20 copay for all other drugs per prescription.	\$0, \$4.00, or \$9.20 copay for all other drugs per prescription.
Cost Sharing Tier 5 (Specialty Tier)	A long-term supply is not available for drugs in tier five (5).	Mail order is not available for drugs in tier five (5).

Section 5.5	You stay in the Initial Coverage Stage until your total drug costs for the year reach \$4,130
--------------------	--

You stay in the Initial Coverage Stage until the total amount for the prescription drugs you have filled and refilled reaches the **\$4,130 limit for the Initial Coverage Stage**.

Your total drug cost is based on adding together what you have paid and what any Part D plan has paid:

- **What you have paid** for all the covered drugs you have gotten since you started with your first drug purchase of the year. (See Section 6.2 for more information about how Medicare calculates your out-of-pocket costs.) This includes:
 - The total you paid as your share of the cost for your drugs during the Initial Coverage Stage.
- **What the plan has paid** as its share of the cost for your drugs during the Initial Coverage Stage. (If you were enrolled in a different Part D plan at any time during 2021, the amount that plan paid during the Initial Coverage Stage also counts toward your total drug costs.)

The *Part D Explanation of Benefits* (Part D EOB) that we send to you will help you keep track of how much you and the plan, as well as any third parties, have spent on your behalf during the year. Many people do not reach the \$4,130 limit in a year.

We will let you know if you reach this \$4,130 amount. If you do reach this amount, you will leave the Initial Coverage Stage and move on to the Coverage Gap Stage.

Chapter 6. What you pay for your Part D prescription drugs**SECTION 6 During the Coverage Gap Stage, you receive a discount on brand name drugs and pay no more than 25% of the costs of generic drugs****Section 6.1 You stay in the Coverage Gap Stage until your out-of-pocket costs reach \$6,550**

When you are in the Coverage Gap Stage, the Medicare Coverage Gap Discount Program provides manufacturer discounts on brand name drugs. You pay 25% of the negotiated price and a portion of the dispensing fee for brand name drugs. Both the amount you pay and the amount discounted by the manufacturer count toward your out-of-pocket costs as if you had paid them and move you through the coverage gap.

You also receive some coverage for generic drugs. You pay no more than 25% of the cost for generic drugs and the plan pays the rest. For generic drugs, the amount paid by the plan (75%) does not count toward your out-of-pocket costs. Only the amount you pay counts and moves you through the coverage gap.

You continue paying the discounted price for brand name drugs and no more than 25% of the costs of generic drugs until your yearly out-of-pocket payments reach a maximum amount that Medicare has set. In 2021, that amount is \$6,550.

Medicare has rules about what counts and what does *not* count as your out-of-pocket costs. When you reach an out-of-pocket limit of \$6,550, you leave the Coverage Gap Stage and move on to the Catastrophic Coverage Stage.

Section 6.2 How Medicare calculates your out-of-pocket costs for prescription drugs

Here are Medicare's rules that we must follow when we keep track of your out-of-pocket costs for your drugs.

These payments are included in your out-of-pocket costs

*When you add up your out-of-pocket costs, **you can include** the payments listed below (as long as they are for Part D covered drugs and you followed the rules for drug coverage that are explained in Chapter 5 of this booklet):*

- The amount you pay for drugs when you are in any of the following drug payment stages:
 - The Initial Coverage Stage
 - The Coverage Gap Stage
- Any payments you made during this calendar year as a member of a different Medicare prescription drug plan before you joined our plan.

It matters who pays:

- If you make these payments **yourself**, they are included in your out-of-pocket costs.
- These payments are *also included* if they are made on your behalf by **certain other individuals or organizations**. This includes payments for your drugs made by a friend or relative, by most charities, by AIDS drug assistance programs, or by the Indian Health Service. Payments made by Medicare's "Extra Help" Program are also included.

Chapter 6. What you pay for your Part D prescription drugs

- Some of the payments made by the Medicare Coverage Gap Discount Program are included. The amount the manufacturer pays for your brand name drugs is included. But the amount the plan pays for your generic drugs is not included.

Moving on to the Catastrophic Coverage Stage:

When you (or those paying on your behalf) have spent a total of \$6,550 in out-of-pocket costs within the calendar year, you will move from the Coverage Gap Stage to the Catastrophic Coverage Stage.

These payments are not included in your out-of-pocket costs

When you add up your out-of-pocket costs, you are **not allowed to include** any of these types of payments for prescription drugs:

- Drugs you buy outside the United States and its territories.
- Drugs that are not covered by our plan.
- Drugs you get at an out-of-network pharmacy that do not meet the plan's requirements for out-of-network coverage.
- Non-Part D drugs, including prescription drugs covered by Part A or Part B and other drugs excluded from coverage by Medicare.
- Payments you make toward prescription drugs not normally covered in a Medicare Prescription Drug Plan.
- Payments made by the plan for your brand or generic drugs while in the Coverage Gap.
- Payments for your drugs that are made by group health plans including employer health plans.
- Payments for your drugs that are made by certain insurance plans and government-funded health programs such as TRICARE and Veterans Affairs.
- Payments for your drugs made by a third-party with a legal obligation to pay for prescription costs (for example, workers compensation).

Reminder: If any other organization such as the ones listed above pays part or all of your out-of-pocket costs for drugs, you are required to tell our plan. Call Member Services to let us know (phone numbers are printed on the back cover of this booklet).

How can you keep track of your out-of-pocket total?

- **We will help you.** The *Part D Explanation of Benefits* (Part D EOB) report we send to you includes the current amount of your out-of-pocket costs (Section 3 in this chapter tells about this report). When you reach a total of \$6,550 in out-of-pocket costs for the year, this report will tell you that you have left the Coverage Gap Stage and have moved on to the Catastrophic Coverage Stage.

Chapter 6. What you pay for your Part D prescription drugs

- **Make sure we have the information we need.** Section 3.2 tells what you can do to help make sure that our records of what you have spent are complete and up to date.

SECTION 7 During the Catastrophic Coverage Stage, the plan pays all of the costs for your drugs

Section 7.1 Once you are in the Catastrophic Coverage Stage, you will stay in this stage for the rest of the year

You qualify for the Catastrophic Coverage Stage when your out-of-pocket costs have reached the \$6,550 limit for the calendar year. Once you are in the Catastrophic Coverage Stage, you will stay in this payment stage until the end of the calendar year.

During this stage, the plan will pay all of the costs for your drugs.

SECTION 8 What you pay for vaccinations covered by Part D depends on how and where you get them

Section 8.1 Our plan may have separate coverage for the Part D vaccine medication itself and for the cost of giving you the vaccine

Our plan provides coverage of a number of Part D vaccines. We also cover vaccines that are considered medical benefits. You can find out about coverage of these vaccines by going to the Benefits Chart in Chapter 4, Section 2.1.

There are two parts to our coverage of Part D vaccinations:

- The first part of coverage is the cost of **the vaccine medication itself**. The vaccine is a prescription medication.
- The second part of coverage is for the cost of **giving you the vaccine**. (This is sometimes called the “administration” of the vaccine.)

What do you pay for a Part D vaccination?

What you pay for a Part D vaccination depends on three things:

- 1. The type of vaccine** (what you are being vaccinated for).
 - Some vaccines are considered medical benefits. You can find out about your coverage of these vaccines by going to Chapter 4, *Benefits Chart (what is covered)*.
 - Other vaccines are considered Part D drugs. You can find these vaccines listed in the plan’s *List of Covered Drugs (Formulary)*.
- 2. Where you get the vaccine medication.**
- 3. Who gives you the vaccine.**

Chapter 6. What you pay for your Part D prescription drugs

What you pay at the time you get the Part D vaccination can vary depending on the circumstances. For example:

- Sometimes when you get your vaccine, you will have to pay the entire cost for both the vaccine medication and for getting the vaccine. You can ask our plan to pay you back for our share of the cost.
- Other times, when you get the vaccine medication or the vaccine, you will pay only your share of the cost.

To show how this works, here are three common ways you might get a Part D vaccine. Remember you are responsible for all of the costs associated with vaccines (including their administration) during the Deductible and Coverage Gap Stage of your benefit.

Situation 1: You buy the Part D vaccine at the pharmacy and you get your vaccine at the network pharmacy. (Whether you have this choice depends on where you live. Some states do not allow pharmacies to administer a vaccination.)

- You will have to pay the pharmacy the amount of your copayment for the vaccine and the cost of giving you the vaccine.
- Our plan will pay the remainder of the costs.

Situation 2: You get the Part D vaccination at your doctor's office.

- When you get the vaccination, you will pay for the entire cost of the vaccine and its administration.
- You can then ask our plan to pay you back for our share of the cost by using the procedures that are described in Chapter 7 of this booklet (*Asking us to pay our share of a bill you have received for covered medical services or drugs*).
- You will be reimbursed the amount you paid less your normal copayment for the vaccine (including administration) less any difference between the amount the doctor charges and what we normally pay. (If you get "Extra Help," we will reimburse you for this difference.)

Situation 3: You buy the Part D vaccine at your pharmacy, and then take it to your doctor's office where they give you the vaccine.

- You will have to pay the pharmacy the amount of your copayment for the vaccine itself.
- When your doctor gives you the vaccine, you will pay the entire cost for this service. You can then ask our plan to pay you back for our share of the cost by using the procedures described in Chapter 7 of this booklet.
- You will be reimbursed the amount charged by the doctor for administering the vaccine.
- Additionally, based upon your level of Medicaid eligibility, some or all cost sharing may be covered.

Section 8.2 You may want to call us at Member Services before you get a vaccination
--

The rules for coverage of vaccinations are complicated. We are here to help. We recommend that you call us first at Member Services whenever you are planning to get a vaccination. (Phone numbers for Member Services are printed on the back cover of this booklet.)

- We can tell you about how your vaccination is covered by our plan and explain your share of the cost.

Chapter 6. What you pay for your Part D prescription drugs

- We can tell you how to keep your own cost down by using providers and pharmacies in our network.
- If you are not able to use a network provider and pharmacy, we can tell you what you need to do to ask us to pay you back for our share of the cost.
- Additionally, based upon your level of Medicaid eligibility, some or all cost sharing may be covered.

CHAPTER 7

*Asking us to pay our share of a bill
you have received for covered
medical services or drugs*

Chapter 7. Asking us to pay our share of a bill you have received for covered medical services or drugs

SECTION 1 Situations in which you should ask us to pay for your covered services or drugs136

 Section 1.1 If you pay for your covered services or drugs, or if you receive a bill, you can ask us for payment 136

SECTION 2 How to ask us to pay you back or to pay a bill you have received 138

 Section 2.1 How and where to send us your request for payment 138

SECTION 3 We will consider your request for payment and say yes or no 138

 Section 3.1 We check to see whether we should cover the service or drug and how much we owe 138

 Section 3.2 If we tell you that we will not pay for all or part of the medical care or drug, you can make an appeal 139

SECTION 4 Other situations in which you should save your receipts and send copies to us139

 Section 4.1 In some cases, you should send copies of your receipts to us to help us track your out-of-pocket drug costs 139

SECTION 1 Situations in which you should ask us to pay for your covered services or drugs

Section 1.1 If you pay for your covered services or drugs, or if you receive a bill, you can ask us for payment

Our network providers bill the plan directly for your covered services and drugs. If you get a bill for the full cost of medical care or drugs you have received, you should send this bill to us so that we can pay it. When you send us the bill, we will look at the bill and decide whether the services should be covered. If we decide they should be covered, we will pay the provider directly.

We can't reimburse you directly for a Medicaid service or item. If you get a bill that is more than your copay for Medicaid-covered services and items, send the bill to us. You should not pay the bill yourself. We will contact the provider directly and take care of the problem. But if you do pay the bill, you can get a refund from that health care provider if you followed the rules for getting the service or item.

If you have already paid for a Medicare service or item covered by the plan, you can ask our plan to pay you back (paying you back is often called "reimbursing" you). It is your right to be paid back by our plan whenever you've paid more than your share of the cost for medical services or drugs that are covered by our plan. When you send us a bill you have already paid, we will look at the bill and decide whether the services or drugs should be covered. If we decide they should be covered, we will pay you back for the services or drugs.

Here are examples of situations in which you may need to ask our plan to pay you back or to pay a bill you have received.

1. When you've received emergency or urgently needed medical care from a provider who is not in our plan's network

You can receive emergency services from any provider, whether or not the provider is a part of our network. When you receive emergency or urgently needed services from a provider who is not part of our network, you should ask the provider to bill the plan.

- If you pay the entire amount yourself at the time you receive the care, you need to ask us to pay you back. Send us the bill, along with documentation of any payments you have made.
- At times you may get a bill from the provider asking for payment that you think you do not owe. Send us this bill, along with documentation of any payments you have already made.
 - If the provider is owed anything, we will pay the provider directly.
 - If you have already paid for the service, we will pay you back.

2. When a network provider sends you a bill you think you should not pay

Network providers should always bill the plan directly. But sometimes they make mistakes, and ask you to pay for your services.

Chapter 7. Asking us to pay our share of a bill you have received for covered medical services or drugs

- You only have to pay your cost sharing amount when you get services covered by our plan. We do not allow providers to add additional separate charges, called “balance billing.” This protection (that you never pay more than your cost sharing amount) applies even if we pay the provider less than the provider charges for a service and even if there is a dispute and we don’t pay certain provider charges. We do not allow providers to bill you for covered services. We pay our providers directly, and we protect you from any charges. This is true even if we pay the provider less than the provider charges for a service. For more information about “balance billing,” go to Chapter 4, Section 1.5.
- Whenever you get a bill from a network provider, send us the bill. We will contact the provider directly and resolve the billing problem.
- If you have already paid a bill to a network provider, send us the bill along with documentation of any payment you have made. You should ask us to pay you back for your covered services.

3. If you are retroactively enrolled in our plan

Sometimes a person’s enrollment in the plan is retroactive. (Retroactive means that the first day of their enrollment has already passed. The enrollment date may even have occurred last year.)

If you were retroactively enrolled in our plan and you paid out-of-pocket for any of your covered services or drugs after your enrollment date, you can ask us to pay you back for our share of the costs. You will need to submit paperwork for us to handle the reimbursement. Please contact Member Services for additional information about how to ask us to pay you back and deadlines for making your request. (Phone numbers for Member Services are printed on the back cover of this booklet.)

4. When you use an out-of-network pharmacy to get a prescription filled

If you go to an out-of-network pharmacy and try to use your membership card to fill a prescription, the pharmacy may not be able to submit the claim directly to us. When that happens, you will have to pay the full cost of your prescription. (We cover prescriptions filled at out-of-network pharmacies only in a few special situations. Please go to Chapter 5, Section 2.5 to learn more.) Save your receipt and send a copy to us when you ask us to pay you back for our share of the cost.

5. When you pay the full cost for a prescription because you don’t have your plan membership card with you

If you do not have your plan membership card with you, you can ask the pharmacy to call the plan or to look up your plan enrollment information. However, if the pharmacy cannot get the enrollment information they need right away, you may need to pay the full cost of the prescription yourself. Save your receipt and send a copy to us when you ask us to pay you back for our share of the cost.

6. When you pay the full cost for a prescription in other situations

You may pay the full cost of the prescription because you find that the drug is not covered for some reason.

- For example, the drug may not be on the plan’s *List of Covered Drugs (Formulary)*; or it could have a requirement or restriction that you didn’t know about or don’t think should apply to you. If you decide to get the drug immediately, you may need to pay the full cost for it.
- Save your receipt and send a copy to us when you ask us to pay you back. In some situations, we may need to get more information from your doctor in order to pay you back for our share of the cost of the drug.

Chapter 7. Asking us to pay our share of a bill you have received for covered medical services or drugs

- A billing error at the Pharmacy in reference to a formulary medication.

When you send us a request for payment, we will review your request and decide whether the service or drug should be covered. This is called making a “coverage decision.” If we decide it should be covered, we will pay for our share of the cost for the service or drug. If we deny your request for payment, you can appeal our decision. Chapter 9 of this booklet (*What to do if you have a problem or complaint (coverage decisions, appeals, complaints)*) has information about how to make an appeal.

SECTION 2 How to ask us to pay you back or to pay a bill you have received**Section 2.1 How and where to send us your request for payment**

Send us your request for payment, along with your bill and documentation of any payment you have made. It’s a good idea to make a copy of your bill and receipts for your records.

Mail your request for payment together with any bills or receipts to us at this address:

Medical Services reimbursements:

Molina Healthcare
Attn: Medicare Member Services
200 Oceangate, Suite 100
Long Beach, CA 90802

Or fax to (310) 507-6186

Part D reimbursements:

Molina Healthcare
Attn: Medicare Pharmacy Department
7050 Union Park Center, Suite 200
Midvale, UT 84047

You must submit your claim to us within one (1) calendar year of the date you received the service, item, or drug.

Contact Member Services if you have any questions (phone numbers are printed on the back cover of this booklet). If you receive bills and you don’t know what to do about those bills, we can help. You can also call if you want to give us more information about a request for payment you have already sent to us.

SECTION 3 We will consider your request for payment and say yes or no**Section 3.1 We check to see whether we should cover the service or drug and how much we owe**

When we receive your request for payment, we will let you know if we need any additional information from you. Otherwise, we will consider your request and make a coverage decision.

Chapter 7. Asking us to pay our share of a bill you have received for covered medical services or drugs

- If we decide that the medical care or drug is covered and you followed all the rules for getting the care or drug, we will pay for our share of the cost for the service. If you have already paid for the service or drug, we will mail your reimbursement of our share of the cost to you. If you have not paid for the service or drug yet, we will mail the payment directly to the provider. (Chapter 3 explains the rules you need to follow for getting your medical services covered. Chapter 5 explains the rules you need to follow for getting your Part D prescription drugs covered.)
- If we decide that the medical care or drug is *not* covered, or you did *not* follow all the rules, we will not pay for our share of the cost of the care or drug. Instead, we will send you a letter that explains the reasons why we are not sending the payment you have requested and your rights to appeal that decision.

Section 3.2 If we tell you that we will not pay for all or part of the medical care or drug, you can make an appeal

If you think we have made a mistake in turning down your request for payment or you don't agree with the amount we are paying, you can make an appeal. If you make an appeal, it means you are asking us to change the decision we made when we turned down your request for payment.

For the details on how to make this appeal, go to Chapter 9 of this booklet (*What to do if you have a problem or complaint (coverage decisions, appeals, complaints)*). The appeals process is a formal process with detailed procedures and important deadlines. If making an appeal is new to you, you will find it helpful to start by reading Section 5 of Chapter 9. Section 5 is an introductory section that explains the process for coverage decisions and appeals and gives definitions of terms such as "appeal." Then after you have read Section 5, you can go to the section in Chapter 9 that tells what to do for your situation:

- If you want to make an appeal about getting paid back for a medical service, go to Section 6.3 in Chapter 9.
- If you want to make an appeal about getting paid back for a drug, go to Section 7.5 of Chapter 9.

SECTION 4 Other situations in which you should save your receipts and send copies to us

Section 4.1 In some cases, you should send copies of your receipts to us to help us track your out-of-pocket drug costs

There are some situations when you should let us know about payments you have made for your drugs. In these cases, you are not asking us for payment. Instead, you are telling us about your payments so that we can calculate your out-of-pocket costs correctly. This may help you to qualify for the Catastrophic Coverage Stage more quickly.

Below is an example of a situation when you should send us copies of receipts to let us know about payments you have made for your drugs:

Chapter 7. Asking us to pay our share of a bill you have received for covered medical services or drugs

When you get a drug through a patient assistance program offered by a drug manufacturer

Some members are enrolled in a patient assistance program offered by a drug manufacturer that is outside the plan benefits. If you get any drugs through a program offered by a drug manufacturer, you may pay a copayment to the patient assistance program.

- Save your receipt and send a copy to us so that we can have your out-of-pocket expenses count toward qualifying you for the Catastrophic Coverage Stage.
- **Please note:** Because you are getting your drug through the patient assistance program and not through the plan's benefits, we will not pay for any share of these drug costs. But sending a copy of the receipt allows us to calculate your out-of-pocket costs correctly and may help you qualify for the Catastrophic Coverage Stage more quickly.

Since you are not asking for payment in the case described above, this situation is not considered a coverage decision. Therefore, you cannot make an appeal if you disagree with our decision.

CHAPTER 8

Your rights and responsibilities

Chapter 8. Your rights and responsibilities

Chapter 8. Your rights and responsibilities

SECTION 1	Our plan must honor your rights as a member of the plan	143
Section 1.1	We must provide information in a way that works for you (in languages other than English, in braille, in large print, or other alternate formats, etc.) Debemos proporcionar información de una manera que sea útil para usted (en otros idiomas además del inglés, en sistema braille, en letra grande, u otros formatos alternativos, etc.)	143
Section 1.2	We must ensure that you get timely access to your covered services and drugs	143
Section 1.3	We must protect the privacy of your personal health information	144
Section 1.4	We must give you information about the plan, its network of providers, and your covered services	150
Section 1.5	We must support your right to make decisions about your care	151
Section 1.6	You have the right to make complaints and to ask us to reconsider decisions we have made	154
Section 1.7	What can you do if you believe you are being treated unfairly or your rights are not being respected?	155
Section 1.8	How to get more information about your rights	155
SECTION 2	You have some responsibilities as a member of the plan	155
Section 2.1	What are your responsibilities?	155

Chapter 8. Your rights and responsibilities**SECTION 1 Our plan must honor your rights as a member of the plan**

Section 1.1 We must provide information in a way that works for you (in languages other than English, in braille, in large print, or other alternate formats, etc.) Debemos proporcionar información de una manera que sea útil para usted (en otros idiomas además del inglés, en sistema braille, en letra grande, u otros formatos alternativos, etc.)

To get information from us in a way that works for you, please call Member Services (phone numbers are printed on the back cover of this booklet).

Our plan has people and free interpreter services available to answer questions from disabled and non-English speaking members. We can also give you information in braille, in large print, or other alternate formats at no cost if you need it. We are required to give you information about the plan's benefits in a format that is accessible and appropriate for you. To get information from us in a way that works for you, please call Member Services (phone numbers are printed on the back cover of this booklet).

If you have any trouble getting information from our plan in a format that is accessible and appropriate for you, please call to file a grievance with Member Services Department by calling, (800) 665-0898, 7 days a week, 8:00 a.m. to 8:00 p.m., local time. TTY users, please call 711. You may also file a complaint with Medicare by calling 1-800-MEDICARE (1-800-633-4227) or directly with the Office for Civil Rights. Contact information is included in this Evidence of Coverage or with this mailing, or you may contact Member Services (phone numbers are printed on the back cover of this booklet) for additional information.

Para obtener informacion de nosotros de una manera que sea util, favor de llamar al Departamento de Servicios para Miembros (los numeros telefonicos estan impresos en la contraportada de este folleto).

Nuestro plan tiene a personas que brindan servicios gratuitos de interprete de idiomas, los cuales estan disponibles a contestar las preguntas de los miembros que no hablan el idioma ingles. Si usted necesita, tambien le podemos proporcionar la informacion en el Sistema Braille, en letra grande, u otros formatos alternativos, sin ningun costo a usted. Para obtener informacion de nosotros de una manera que sea util, favor de llamar al Departamento de Servicios para Miembros (los numeros telefonicos estan impresos en la contraportada de este folleto) o puede contactar civil.rights@molinahealthcare.com.

Si usted tiene cualquier problema para obtener la informacion de nuestro plan a causa de problemas relacionados con el idioma o por una discapacidad, favor de presentar su queja con el Departamento de Servicios para Miembros llamando al, (800) 665-0898, 7 dias a la semana, 8:00 a.m a 8:00 p.m., hora local. Usuarios de TTY, favor de llamar al 711. Tambien puede presentar su queja llamando a Medicare al 1-800- MEDICARE (1-800-633-4227) o directamente con la Oficina de Los Derechos Civiles. Esta infomacion puede ser encontrada en este document de Evidencia de Cobertura o con este envio, o puede comunicarse con el Departamento de Servicios para Miembros (los numeros telefonicos estan impresos en la contraportada de este folleto) para obtener información adicional.

Section 1.2 We must ensure that you get timely access to your covered services and drugs

As a member of our plan, you have the right to choose a primary care provider (PCP) in the plan's network to provide and arrange for your covered services (Chapter 3 explains more about this). Call Member Services to learn

Chapter 8. Your rights and responsibilities

which doctors are accepting new patients (phone numbers are printed on the back cover of this booklet). You also have the right to go to a women’s health specialist (such as a gynecologist) without a referral.

As a plan member, you have the right to get appointments and covered services from the plan’s network of providers *within a reasonable amount of time*. This includes the right to get timely services from specialists when you need that care. You also have the right to get your prescriptions filled or refilled at any of our network pharmacies without long delays.

If you think that you are not getting your medical care or Part D drugs within a reasonable amount of time, Chapter 9, Section 11 of this booklet tells what you can do. (If we have denied coverage for your medical care or drugs and you don’t agree with our decision, Chapter 9, Section 5 tells what you can do.)

Section 1.3 We must protect the privacy of your personal health information

Federal and state laws protect the privacy of your medical records and personal health information. We protect your personal health information as required by these laws.

- Your “personal health information” includes the personal information you gave us when you enrolled in this plan as well as your medical records and other medical and health information.
- The laws that protect your privacy give you rights related to getting information and controlling how your health information is used. We give you a written notice, called a “Notice of Privacy Practice,” that tells about these rights and explains how we protect the privacy of your health information.

How do we protect the privacy of your health information?

- We make sure that unauthorized people don’t see or change your records.
- In most situations, if we give your health information to anyone who isn’t providing your care or paying for your care, *we are required to get written permission from you first*. Written permission can be given by you or by someone you have given legal power to make decisions for you.
- There are certain exceptions that do not require us to get your written permission first. These exceptions are allowed or required by law.
 - For example, we are required to release health information to government agencies that are checking on quality of care.
 - Because you are a member of our plan through Medicare, we are required to give Medicare your health information including information about your Part D prescription drugs. If Medicare releases your information for research or other uses, this will be done according to Federal statutes and regulations.

You can see the information in your records and know how it has been shared with others

You have the right to look at your medical records held at the plan, and to get a copy of your records. We are allowed to charge you a fee for making copies. You also have the right to ask us to make additions or corrections to your medical records. If you ask us to do this, we will work with your health care provider to decide whether the changes should be made.

You have the right to know how your health information has been shared with others for any purposes that are not routine.

Chapter 8. Your rights and responsibilities

If you have questions or concerns about the privacy of your personal health information, please call Member Services (phone numbers are printed on the back cover of this booklet).

Your Privacy

Dear Molina Medicare Member:

Your privacy is important to us. We respect and protect your privacy. Molina uses and shares your information to provide you with health benefits. Molina wants to let you know how your information is used or shared.

PHI means *protected health information*. PHI is health information that includes your name, member number or other identifiers, and is used or shared by Molina.

Why does Molina use or share our Members' PHI?

- To provide for your treatment
- To pay for your health care
- To review the quality of the care you get
- To tell you about your choices for care
- To run our health plan
- To use or share PHI for other purposes as required or permitted by law.

When does Molina need your written authorization (approval) to use or share your PHI?

Molina needs your written approval to use or share your PHI for purposes not listed above.

What are your privacy rights?

- To look at your PHI
- To get a copy of your PHI
- To amend your PHI
- To ask us to not use or share your PHI in certain ways
- To get a list of certain people or places we have shared your PHI with

How does Molina protect your PHI?

Molina uses many ways to protect PHI across our health plan. This includes PHI in written word, spoken word, or in a computer. Below are some ways Molina protects PHI:

- Molina has policies and rules to protect PHI.
- Molina limits who may see PHI. Only Molina staff with a need to know PHI may use it.
- Molina staff is trained on how to protect and secure PHI.
- Molina staff must agree in writing to follow the rules and policies that protect and secure PHI
- Molina secures PHI in our computers. PHI in our computers is kept private by using firewalls and passwords.

What must Molina do by law?

Chapter 8. Your rights and responsibilities

- Keep your PHI private.
- Give you written information, such as this on our duties and privacy practices about your PHI.
- Follow the terms of our Notice of Privacy Practices.

What can you do if you feel your privacy rights have not been protected?

- Call or write Molina and complain.
- Complain to the Department of Health and Human Services.

We will not hold anything against you. Your action would not change your care in any way.

The above is only a summary. Our Notice of Privacy Practices has more information about how we use and share our Members' PHI. Our Notice of Privacy Practices is in the following section of this document. It is on our website at <http://www.MolinaHealthcare.com/Medicare>. You may also get a copy of our Notice of Privacy Practices by calling our Member Services Department at, (800) 665-0898 7 days a week, 8:00 a.m. to 8:00 p.m., local time. TTY/TDD users, please call 711.

NOTICE OF PRIVACY PRACTICES MOLINA MEDICARE

THIS NOTICE DESCRIBES HOW MEDICAL INFORMATION ABOUT YOU MAY BE USED AND DISCLOSED AND HOW YOU CAN GET ACCESS TO THIS INFORMATION. PLEASE REVIEW IT CAREFULLY.

Molina Healthcare of California (“**Molina**”, “**we**” or “**our**”) uses and shares protected health information about you to provide your health benefits as a Molina Medicare member. We use and share your information to carry out treatment, payment and health care operations. We also use and share your information for other reasons as allowed and required by law. We have the duty to keep your health information private and to follow the terms of this Notice. The effective date of this Notice is September 23, 2013.

PHI means *protected health information*. PHI is health information that includes your name, member number or other identifiers, and is used or shared by Molina.

Why does Molina use or share your PHI?

We use or share your PHI to provide you with health care benefits. Your PHI is used or shared for treatment, payment, and health care operations.

For Treatment

Molina may use or share your PHI to give you, or arrange for, your medical care. This treatment also includes referrals between your doctors or other health care providers. For example, we may share information about your health condition with a specialist. This helps the specialist talk about your treatment with your doctor.

For Payment

Molina may use or share PHI to make decisions on payment. This may include claims, approvals for treatment, and decisions about medical need. Your name, your condition, your treatment, and supplies given may be written on the bill. For example, we may let a doctor know that you have our benefits. We would also tell the doctor the amount of the bill that we would pay.

For Health Care Operations

Chapter 8. Your rights and responsibilities

Molina may use or share PHI about you to run our health plan. For example, we may use information from your claim to let you know about a health program that could help you. We may also use or share your PHI to solve member concerns. Your PHI may also be used to see that claims are paid right.

Health care operations involve many daily business needs. It includes but is not limited to the following:

- Improving quality;
- Actions in health programs to help members with certain conditions (such as asthma);
- Conducting or arranging for medical review;
- Legal services, including fraud and abuse detection and prosecution programs;
- Actions to help us obey laws;
- Address member needs, including solving complaints and grievances.

We will share your PHI with other companies (“**business associates**”) that perform different kinds of activities for our health plan. We may also use your PHI to give you reminders about your appointments. We may use your PHI to give you information about other treatment, or other health-related benefits and services.

When can Molina use or share your PHI without getting written authorization (approval) from you?

In addition to treatment, payment and health care operations, the law allows or requires Molina to use and share your PHI for several other purposes, including the following:

Required by law

We will use or share information about you as required by law. We will share your PHI when required by the Secretary of the Department of Health and Human Services (HHS). This may be for a court case, other legal review, or when required for law enforcement purposes.

Public Health

Your PHI may be used or shared for public health activities. This may include helping public health agencies to prevent or control disease.

Health Care Oversight

Your PHI may be used or shared with government agencies. They may need your PHI for audits.

Research

Your PHI may be used or shared for research in certain cases, such as when approved by a privacy or institutional review board.

Legal or Administrative Proceedings

Your PHI may be used or shared for legal proceedings, such as in response to a court order.

Law Enforcement

Your PHI may be used or shared with police for law enforcement purposes, such as to help find a suspect, witness or missing person.

Health and Safety

Chapter 8. Your rights and responsibilities

PHI may be shared to prevent a serious threat to public health or safety.

Government Functions

Your PHI may be shared with the government for special functions, such as national security activities.

Victims of Abuse, Neglect or Domestic Violence

Your PHI may be shared with legal authorities if we believe that a person is a victim of abuse or neglect.

Workers Compensation

Your PHI may be used or shared to obey Workers Compensation laws.

Other Disclosures

PHI may be shared with funeral directors or coroners to help them to do their jobs.

When does Molina need your written authorization (approval) to use or share your PHI?

Molina needs your written approval to use or share your PHI for a purpose other than those listed in this Notice. Molina needs your authorization before we disclose your PHI for the following: (1) most uses and disclosures of psychotherapy notes; (2) uses and disclosures for marketing purposes; and (3) uses and disclosures that involve the sale of PHI. You may cancel a written approval that you have given us. Your cancellation will not apply to actions already taken by us because of the approval you already gave to us.

What are your health information rights?

You have the right to:

- **Request Restrictions on PHI Uses or Disclosures (Sharing of Your PHI)**

You may ask us not to share your PHI to carry out treatment, payment or health care operations. You may also ask us to not to share your PHI with family, friends or other persons you name who are involved in your health care. However, we are not required to agree to your request. You will need to make your request in writing. You may use Molina's form to make your request.

- **Request Confidential Communications of PHI**

You may ask Molina to give you your PHI in a certain way or at a certain place to help keep your PHI private. We will follow reasonable requests, if you tell us how sharing all or a part of that PHI could put your life at risk. You will need to make your request in writing. You may use Molina's form to make your request.

- **Review and Copy Your PHI**

You have a right to review and get a copy of your PHI held by us. This may include records used in making coverage, claims and other decisions as a Molina member. You will need to make your request in writing. You may use Molina's form to make your request. We may charge you a reasonable fee for copying and mailing the records. In certain cases, we may deny the request. *Important Note: We do not have complete copies of your medical records. If you want to look at, get a copy of, or change your medical records, please contact your doctor or clinic.*

- **Amend Your PHI**

You may ask that we amend (change) your PHI. This involves only those records kept by us about you as a member. You will need to make your request in writing. You may use Molina's form to make your request. You may file a letter disagreeing with us if we deny the request.

Chapter 8. Your rights and responsibilities

• Receive an Accounting of PHI Disclosures (Sharing of your PHI)

You may ask that we give you a list of certain parties that we shared your PHI with during the six years prior to the date of your request. The list will not include PHI shared as follows:

- for treatment, payment or health care operations;
- to persons about their own PHI;
- sharing done with your authorization;
- incident to a use or disclosure otherwise permitted or required under applicable law;
- as part of a limited data set in accordance with applicable law; or
- PHI released in the interest of national security or for intelligence purposes.

We will charge a reasonable fee for each list if you ask for this list more than once in a 12-month period. You will need to make your request in writing. You may use Molina's form to request.

You may make any of the requests listed above, or may get a paper copy of this Notice. Please call Molina Member Services at (800) 665-0898, 7 days a week, 8:00 a.m. to 8:00 p.m., local time. TTY/ TDD users, please call 711.

What can you do if your rights have not been protected?

You may complain to Molina and to the Department of Health and Human Services if you believe your privacy rights have been violated. We will not do anything against you for filing a complaint. Your care and benefits will not change in any way.

You may complain to us at the following:

By Phone:

Molina Member Services (800) 665-0898
7 days a week, 8:00 a.m. to 8:00 p.m., local time.
TTY/TDD users, please call 711.

In Writing:

Molina Healthcare of California
Attention: Manager of Member Services
7050 Union Park Center, Suite 200
Midvale, UT 84047

You may file a complaint with the Secretary of the U.S. Department of Health and Human Services at:

Office for Civil Rights
U.S. Department of Health & Human Services
90 7th Street, Suite 4-100
San Francisco, CA 94103
Phone: (800) 368-1019; TDD: (800) 537-7697; Fax (415) 437-8329

What are the duties of Molina?

Molina is required to:

- Keep your PHI private;

Chapter 8. Your rights and responsibilities

- Give you written information such as this on our duties and privacy practices about your PHI;
- Provide you with a notice in the event of any breach of your unsecured PHI;
- Not use or disclose your genetic information for underwriting purposes;
- Follow the terms of this Notice

This Notice is Subject to Change

Molina reserves the right to change its information practices and terms of this Notice at any time. If we do, the new terms and practices will then apply to all PHI we keep. If we make any material changes, Molina will post the revised Notice on our web site and send the revised Notice, or information about the material change and how to obtain the revised Notice, in our next annual mailing to our members then covered by Molina.

Contact Information

If you have any questions, please contact the following office:

By Phone:

Molina Member Services (800) 665-0898
7 days a week, 8:00 a.m. to 8:00 p.m., local time.
TTY/TDD users, please call 711.

In Writing:

Molina Healthcare of California
Attention: Manager of Member Services
7050 Union Park Center, Suite 200
Midvale, UT 84047

Section 1.4 We must give you information about the plan, its network of providers, and your covered services

As a member of Molina Medicare Complete Care (HMO SNP), you have the right to get several kinds of information from us. (As explained above in Section 1.1, you have the right to get information from us in a way that works for you. This includes getting the information in languages other than English and in large print or other alternate formats.)

If you want any of the following kinds of information, please call Member Services (phone numbers are printed on the back cover of this booklet):

- **Information about our plan.** This includes, for example, information about the plan's financial condition. It also includes information about the number of appeals made by members and the plan's performance ratings, including how it has been rated by plan members and how it compares to other Medicare health plans.
- **Information about our network providers including our network pharmacies.**
 - For example, you have the right to get information from us about the qualifications of the providers and pharmacies in our network and how we pay the providers in our network.

Chapter 8. Your rights and responsibilities

- For a list of the providers and pharmacies in the plan's network, see the *Provider/Pharmacy Directory*.
- For more detailed information about our providers or pharmacies, you can call Member Services (phone numbers are printed on the back cover of this booklet) or visit our website at MolinaHealthcare.com/Medicare.
- **Information about your coverage and the rules you must follow when using your coverage.**
 - In Chapters 3 and 4 of this booklet, we explain what medical services are covered for you, any restrictions to your coverage, and what rules you must follow to get your covered medical services.
 - To get the details on your Part D prescription drug coverage, see Chapters 5 and 6 of this booklet plus the plan's *List of Covered Drugs (Formulary)*. These chapters, together with the *List of Covered Drugs (Formulary)*, tell you what drugs are covered and explain the rules you must follow and the restrictions to your coverage for certain drugs.
 - If you have questions about the rules or restrictions, please call Member Services (phone numbers are printed on the back cover of this booklet).
- **Information about why something is not covered and what you can do about it.**
 - If a medical service or Part D drug is not covered for you, or if your coverage is restricted in some way, you can ask us for a written explanation. You have the right to this explanation even if you received the medical service or drug from an out-of-network provider or pharmacy.
 - If you are not happy or if you disagree with a decision we make about what medical care or Part D drug is covered for you, you have the right to ask us to change the decision. You can ask us to change the decision by making an appeal. For details on what to do if something is not covered for you in the way you think it should be covered, see Chapter 9 of this booklet. It gives you the details about how to make an appeal if you want us to change our decision. (Chapter 9 also tells about how to make a complaint about quality of care, waiting times, and other concerns.)
 - If you want to ask our plan to pay our share of a bill you have received for medical care or a Part D prescription drug, see Chapter 7 of this booklet.

Section 1.5 We must support your right to make decisions about your care

You have the right to know your treatment options and participate in decisions about your health care

You have the right to get full information from your doctors and other health care providers when you go for medical care. Your providers must explain your medical condition and your treatment choices *in a way that you can understand*.

You also have the right to participate fully in decisions about your health care. To help you make decisions with your doctors about what treatment is best for you, your rights include the following:

- **To know about all of your choices.** This means that you have the right to be told about all of the treatment options that are recommended for your condition, no matter what they cost or whether they are covered by our plan. It also includes being told about programs our plan offers to help members manage their medications and use drugs safely.

Chapter 8. Your rights and responsibilities

- **To know about the risks.** You have the right to be told about any risks involved in your care. You must be told in advance if any proposed medical care or treatment is part of a research experiment. You always have the choice to refuse any experimental treatments.
- **The right to say “no.”** You have the right to refuse any recommended treatment. This includes the right to leave a hospital or other medical facility, even if your doctor advises you not to leave. You also have the right to stop taking your medication. Of course, if you refuse treatment or stop taking medication, you accept full responsibility for what happens to your body as a result.
- **To receive an explanation if you are denied coverage for care.** You have the right to receive an explanation from us if a provider has denied care that you believe you should receive. To receive this explanation, you will need to ask us for a coverage decision. Chapter 9 of this booklet tells how to ask the plan for a coverage decision.

You have the right to give instructions about what is to be done if you are not able to make medical decisions for yourself

Sometimes people become unable to make health care decisions for themselves due to accidents or serious illness. You have the right to say what you want to happen if you are in this situation. This means that, *if you want to*, you can:

- Fill out a written form to give **someone the legal authority to make medical decisions for you** if you ever become unable to make decisions for yourself.
- **Give your doctors written instructions** about how you want them to handle your medical care if you become unable to make decisions for yourself.

The legal documents that you can use to give your directions in advance in these situations are called “**advance directives**.” There are different types of advance directives and different names for them. Documents called “**living will**” and “**power of attorney for health care**” are examples of advance directives.

If you want to use an “advance directive” to give your instructions, here is what to do:

- **Get the form.** If you want to have an advance directive, you can get a form from your lawyer, from a social worker, or from some office supply stores. You can sometimes get advance directive forms from organizations that give people information about Medicare. You can also contact Member Services to ask for the forms (phone numbers are printed on the back cover of this booklet).
- The forms are also available through a link to Caring Connections on the Molina Medicare website or at <http://www.caringinfo.org/i4a/pages/index.cfm?pageid=3289>
- **Fill it out and sign it.** Regardless of where you get this form, keep in mind that it is a legal document. You should consider having a lawyer help you prepare it.
- **Give copies to appropriate people.** You should give a copy of the form to your doctor and to the person you name on the form as the one to make decisions for you if you can’t. You may want to give copies to close friends or family members as well. Be sure to keep a copy at home.

If you know ahead of time that you are going to be hospitalized, and you have signed an advance directive, **take a copy with you to the hospital.**

Chapter 8. Your rights and responsibilities

- If you are admitted to the hospital, they will ask you whether you have signed an advance directive form and whether you have it with you.
- If you have not signed an advance directive form, the hospital has forms available and will ask if you want to sign one.

Remember, it is your choice whether you want to fill out an advance directive (including whether you want to sign one if you are in the hospital). According to law, no one can deny you care or discriminate against you based on whether or not you have signed an advance directive.

What if your instructions are not followed?

If you have signed an advance directive, and you believe that a doctor or hospital did not follow the instructions in it, you may file a complaint with

For complaints regarding healthcare professionals:

Medical Board of California
Central Complaint Unit
2005 Evergreen Street, Suite 1200
Sacramento, CA 95815
Phone: (800) 633-2322, TTY: (916) 263-0935
Fax: (916) 263-2435

For complaints regarding healthcare facilities and Hospitals:

Chapter 8. Your rights and responsibilities

Los Angeles District Office
Health Facilities Inspection Division Administration
12440 E. Imperial Highway, Room 522
Norwalk, CA 90650
Phone: (850) 245-4339
Fax: (562) 406-8801

Riverside District Office
625 E. Carnegie Drive, Suite 280
San Bernardino, CA 92408
Phone: (888) 354-9203
Fax: (909) 388-7174

San Bernardino District Office
464 West Fourth Street, Suite 529
San Bernardino, CA 92401
Phone: (800) 344-2896
Fax: (909) 888-2315

San Diego North District Office
7575 Metropolitan Drive, Suite 104
San Diego, CA 92108-4402
Phone: (800) 824-0613
Fax: (619) 278-3725

San Diego South District Office
7575 Metropolitan Drive, Suite 211
San Diego, CA 92108-4402
Phone: (866) 706-0759
Fax: (619) 688-6444

Section 1.6 You have the right to make complaints and to ask us to reconsider decisions we have made
--

If you have any problems or concerns about your covered services or care, Chapter 9 of this booklet tells what you can do. It gives the details about how to deal with all types of problems and complaints. What you need to do to follow up on a problem or concern depends on the situation. You might need to ask our plan to make a coverage decision for you, make an appeal to us to change a coverage decision, or make a complaint. Whatever you do – ask for a coverage decision, make an appeal, or make a complaint – **we are required to treat you fairly.**

You have the right to get a summary of information about the appeals and complaints that other members have filed against our plan in the past. To get this information, please call Member Services (phone numbers are printed on the back cover of this booklet).

Chapter 8. Your rights and responsibilities

Section 1.7 What can you do if you believe you are being treated unfairly or your rights are not being respected?**If it is about discrimination, call the Office for Civil Rights**

If you believe you have been treated unfairly or your rights have not been respected due to your race, disability, religion, sex, health, ethnicity, creed (beliefs), age, or national origin, you should call the Department of Health and Human Services' **Office for Civil Rights** at 1-800-368-1019 or TTY 1-800-537-7697, or call your local Office for Civil Rights.

Is it about something else?

If you believe you have been treated unfairly or your rights have not been respected, *and it's not* about discrimination, you can get help dealing with the problem you are having:

- You can **call Member Services** (phone numbers are printed on the back cover of this booklet).
- You can **call the State Health Insurance Assistance Program**. For details about this organization and how to contact it, go to Chapter 2, Section 3.
- Or, **you can call Medicare** at 1-800-MEDICARE (1-800-633-4227), 24 hours a day, 7 days a week. TTY users should call 1-877-486-2048.

Section 1.8 How to get more information about your rights

There are several places where you can get more information about your rights:

- You can **call Member Services** (phone numbers are printed on the back cover of this booklet).
- You can **call the State Health Insurance Assistance Program**. For details about this organization and how to contact it, go to Chapter 2, Section 3.
- You can contact **Medicare**.
 - You can visit the Medicare website to read or download the publication "Medicare Rights & Protections." (The publication is available at: www.medicare.gov/Pubs/pdf/11534-Medicare-Rights-and-Protections.pdf.)
 - Or, you can call 1-800-MEDICARE (1-800-633-4227), 24 hours a day, 7 days a week. TTY users should call 1-877-486-2048.

SECTION 2 You have some responsibilities as a member of the plan

Section 2.1 What are your responsibilities?

Things you need to do as a member of the plan are listed below. If you have any questions, please call Member Services (phone numbers are printed on the back cover of this booklet). We're here to help.

Chapter 8. Your rights and responsibilities

- **Get familiar with your covered services and the rules you must follow to get these covered services.** Use this Evidence of Coverage booklet to learn what is covered for you and the rules you need to follow to get your covered services.
 - Chapters 3 and 4 give the details about your medical services, including what is covered, what is not covered, rules to follow, and what you pay.
 - Chapters 5 and 6 give the details about your coverage for Part D prescription drugs.
- **If you have any other health insurance coverage or prescription drug coverage in addition to our plan, you are required to tell us.** Please call Member Services to let us know (phone numbers are printed on the back cover of this booklet).
 - We are required to follow rules set by Medicare and Medicaid to make sure that you are using all of your coverage in combination when you get your covered services from our plan. This is called “**coordination of benefits**” because it involves coordinating the health and drug benefits you get from our plan with any other health and drug benefits available to you. We’ll help you coordinate your benefits. (For more information about coordination of benefits, go to Chapter 1, Section 7.)
- **Tell your doctor and other health care providers that you are enrolled in our plan.** Show your plan membership card and your medicaid card whenever you get your medical care or Part D prescription drugs.
- **Help your doctors and other providers help you by giving them information, asking questions, and following through on your care.**
 - To help your doctors and other health providers give you the best care, learn as much as you are able to about your health problems and give them the information they need about you and your health. Follow the treatment plans and instructions that you and your doctors agree upon.
 - Make sure your doctors know all of the drugs you are taking, including over-the-counter drugs, vitamins, and supplements.
 - If you have any questions, be sure to ask. Your doctors and other health care providers are supposed to explain things in a way you can understand. If you ask a question and you don’t understand the answer you are given, ask again.
- **Be considerate.** We expect all our members to respect the rights of other patients. We also expect you to act in a way that helps the smooth running of your doctor’s office, hospitals, and other offices.
- **Pay what you owe.** As a plan member, you are responsible for these payments:
 - In order to be eligible for our plan, you must have Medicare Part A and Medicare Part B. For most Molina Medicare Complete Care (HMO SNP) members, Medicaid pays for your Part A premium (if you don’t qualify for it automatically) and for your Part B premium. If Medicaid is not paying your Medicare premiums for you, you must continue to pay your Medicare premiums to remain a member of the plan.
 - For most of your medical services or drugs covered by the plan, you must pay your share of the cost when you get the service or drug. This will be a copayment (a fixed amount) or coinsurance (a percentage of the total cost). Chapter 6 tells what you must pay for your Part D prescription drugs.
 - If you get any medical services or drugs that are not covered by our plan or by other insurance you may have, you must pay the full cost.

Chapter 8. Your rights and responsibilities

- If you disagree with our decision to deny coverage for a service or drug, you can make an appeal. Please see Chapter 9 of this booklet for information about how to make an appeal.
- If you are required to pay the extra amount for Part D because of your higher income (as reported on your last tax return), you must pay the extra amount directly to the government to remain a member of the plan.
- **Tell us if you move.** If you are going to move, it's important to tell us right away. Call Member Services (phone numbers are printed on the back cover of this booklet).
 - **If you move *outside* of our plan service area, you cannot remain a member of our plan.** (Chapter 1 tells about our service area.) We can help you figure out whether you are moving outside our service area. If you are leaving our service area, you will have a Special Enrollment Period when you can join any Medicare plan available in your new area. We can let you know if we have a plan in your new area.
 - **If you move *within* our service area, we still need to know** so we can keep your membership record up to date and know how to contact you.
 - If you move, it is also important to tell Social Security (or the Railroad Retirement Board). You can find phone numbers and contact information for these organizations in Chapter 2.
- **Call Member Services for help if you have questions or concerns.** We also welcome any suggestions you may have for improving our plan.
 - Phone numbers and calling hours for Member Services are printed on the back cover of this booklet.
 - For more information on how to reach us, including our mailing address, please see Chapter 2.

CHAPTER 9

*What to do if you have a problem or
complaint
(coverage decisions, appeals,
complaints)*

Chapter 9. What to do if you have a problem or complaint (coverage decisions, appeals, complaints)**Chapter 9. What to do if you have a problem or complaint
(coverage decisions, appeals, complaints)**

SECTION 1	Introduction	162
Section 1.1	What to do if you have a problem or concern	162
Section 1.2	What about the legal terms?	162
SECTION 2	You can get help from government organizations that are not connected with us	162
Section 2.1	Where to get more information and personalized assistance	162
SECTION 3	To deal with your problem, which process should you use?	165
Section 3.1	Should you use the process for Medicare benefits or Medicaid benefits?	165
PROBLEMS ABOUT YOUR <u>MEDICARE</u> BENEFITS		166
SECTION 4	Handling problems about your <u>Medicare</u> benefits	166
Section 4.1	Should you use the process for coverage decisions and appeals? Or should you use the process for making complaints?	166
SECTION 5	A guide to the basics of coverage decisions and appeals	166
Section 5.1	Asking for coverage decisions and making appeals: the big picture	166
Section 5.2	How to get help when you are asking for a coverage decision or making an appeal	167
Section 5.3	Which section of this chapter gives the details for your situation?	168
SECTION 6	Your medical care: How to ask for a coverage decision or make an appeal	168
Section 6.1	This section tells what to do if you have problems getting coverage for medical care or if you want us to pay you back for your care	169
Section 6.2	Step-by-step: How to ask for a coverage decision (how to ask our plan to authorize or provide the medical care coverage you want)	170
Section 6.3	Step-by-step: How to make a Level 1 Appeal (How to ask for a review of a medical care coverage decision made by our plan)	173
Section 6.4	Step-by-step: How a Level 2 Appeal is done	175
Section 6.5	What if you are asking us to pay you back for a bill you have received for medical care?	177

Chapter 9. What to do if you have a problem or complaint (coverage decisions, appeals, complaints)

SECTION 7	Your Part D prescription drugs: How to ask for a coverage decision or make an appeal	178
Section 7.1	This section tells you what to do if you have problems getting a Part D drug or you want us to pay you back for a Part D drug	178
Section 7.2	What is an exception?	180
Section 7.3	Important things to know about asking for exceptions	181
Section 7.4	Step-by-step: How to ask for a coverage decision, including an exception	182
Section 7.5	Step-by-step: How to make a Level 1 Appeal (how to ask for a review of a coverage decision made by our plan)	185
Section 7.6	Step-by-step: How to make a Level 2 Appeal	187
SECTION 8	How to ask us to cover a longer inpatient hospital stay if you think the doctor is discharging you too soon	189
Section 8.1	During your inpatient hospital stay, you will get a written notice from Medicare that tells about your rights	189
Section 8.2	Step-by-step: How to make a Level 1 Appeal to change your hospital discharge date	190
Section 8.3	Step-by-step: How to make a Level 2 Appeal to change your hospital discharge date	193
Section 8.4	What if you miss the deadline for making your Level 1 Appeal?	194
SECTION 9	How to ask us to keep covering certain medical services if you think your coverage is ending too soon	196
Section 9.1	<i>This section is about three services only:</i> Home health care, skilled nursing facility care, and Comprehensive Outpatient Rehabilitation Facility (CORF) services	196
Section 9.2	We will tell you in advance when your coverage will be ending	197
Section 9.3	Step-by-step: How to make a Level 1 Appeal to have our plan cover your care for a longer time	197
Section 9.4	Step-by-step: How to make a Level 2 Appeal to have our plan cover your care for a longer time	199
Section 9.5	What if you miss the deadline for making your Level 1 Appeal?	200
SECTION 10	Taking your appeal to Level 3 and beyond	202
Section 10.1	Appeal Levels 3, 4 and 5 for Medical Service Requests	202
Section 10.2	Appeal Levels 3, 4 and 5 for Part D Drug Requests	204

Chapter 9. What to do if you have a problem or complaint (coverage decisions, appeals, complaints)

SECTION 11 How to make a complaint about quality of care, waiting times, customer service, or other concerns205

Section 11.1 What kinds of problems are handled by the complaint process? 205

Section 11.2 The formal name for “making a complaint” is “filing a grievance” 207

Section 11.3 Step-by-step: Making a complaint 207

Section 11.4 You can also make complaints about quality of care to the Quality Improvement Organization 208

Section 11.5 You can also tell Medicare about your complaint 209

PROBLEMS ABOUT YOUR MEDICAID BENEFITS209

SECTION 12 Handling problems about your Medicaid benefits 209

SECTION 1 Introduction

Section 1.1 What to do if you have a problem or concern

This chapter explains the processes for handling problems and concerns. The process you use to handle your problem depends on two things:

1. Whether your problem is about benefits covered by **Medicare** or **Medicaid**. If you would like help deciding whether to use the Medicare process or the Medicaid process, or both, please contact Member Services (phone numbers are printed on the back cover of this booklet).
2. The type of problem you are having:
 - For some types of problems, you need to use the **process for coverage decisions and appeals**.
 - For other types of problems, you need to use the **process for making complaints**.

These processes have been approved by Medicare. To ensure fairness and prompt handling of your problems, each process has a set of rules, procedures, and deadlines that must be followed by us and by you.

Which one do you use? The guide in Section 3 will help you identify the right process to use.

Section 1.2 What about the legal terms?

There are technical legal terms for some of the rules, procedures, and types of deadlines explained in this chapter. Many of these terms are unfamiliar to most people and can be hard to understand.

To keep things simple, this chapter explains the legal rules and procedures using simpler words in place of certain legal terms. For example, this chapter generally says “making a complaint” rather than “filing a grievance,” “coverage decision” rather than “organization determination” or “coverage determination” or “at-risk determination,” and “Independent Review Organization” instead of “Independent Review Entity.” It also uses abbreviations as little as possible.

However, it can be helpful – and sometimes quite important – for you to know the correct legal terms for the situation you are in. Knowing which terms to use will help you communicate more clearly and accurately when you are dealing with your problem and get the right help or information for your situation. To help you know which terms to use, we include legal terms when we give the details for handling specific types of situations.

SECTION 2 You can get help from government organizations that are not connected with us

Section 2.1 Where to get more information and personalized assistance

Sometimes it can be confusing to start or follow through the process for dealing with a problem. This can be especially true if you do not feel well or have limited energy. Other times, you may not have the knowledge you need to take the next step.

Chapter 9. What to do if you have a problem or complaint (coverage decisions, appeals, complaints)**Get help from an independent government organization**

We are always available to help you. But in some situations you may also want help or guidance from someone who is not connected with us. You can always contact your **State Health Insurance Assistance Program (SHIP)**. This government program has trained counselors in every state. The program is not connected with us or with any insurance company or health plan. The counselors at this program can help you understand which process you should use to handle a problem you are having. They can also answer your questions, give you more information, and offer guidance on what to do.

The services of SHIP counselors are free. You will find phone numbers in Chapter 2, Section 3 of this booklet.

You can also get help and information from Medicare

For more information and help in handling a problem, you can also contact Medicare. Here are two ways to get information directly from Medicare:

- You can call 1-800-MEDICARE (1-800-633-4227), 24 hours a day, 7 days a week. TTY users should call 1-877-486-2048.
- You can visit the Medicare website (www.medicare.gov).

You can get help and information from Medicaid

Method	California Department of Health Care Services (California's Medicaid Program) – Contact Information
CALL	(916) 449-5000, Monday - Friday 8:00 a.m. - 5:00 p.m., local time
TTY	711 This number requires special telephone equipment and is only for people who have difficulties with hearing or speaking.
WRITE	Medi-Cal Managed Care P.O. Box 997413, MS 4400 Sacramento, CA 95899-7413 Physical Address: 1501 Capitol Ave., MS 4400 Sacramento, CA 95814
WEBSITE	http://www.dhcs.ca.gov/Pages/default.aspx

Method	Medi-Cal Managed Care Office of the Ombudsman (California's Ombudsman Program) – Contact Information
CALL	(888) 452-8609, Monday - Friday 8:00 a.m. - 5:00 p.m. local time, excluding holidays
TTY	

Chapter 9. What to do if you have a problem or complaint (coverage decisions, appeals, complaints)

Method	Medi-Cal Managed Care Office of the Ombudsman (California's Ombudsman Program) – Contact Information
	This number requires special telephone equipment and is only for people who have difficulties with hearing or speaking.
WRITE	Office of the Ombudsman MS-4412 1501 Capitol Avenue P.O. Box 997413 Sacramento, Ca 95899-7413
WEBSITE	http://www.dhcs.ca.gov/services/medi-cal/Pages/MMCDOfficeoftheOmbudsman.aspx

Method	California Department of Aging Long-Term Care Ombudsman Program – Contact Information
CALL	(800) 231-4024, Monday - Friday, 8:00 a.m. - 5:00 p.m. local time, excluding holidays
TTY	(800) 231-4024 This number requires special telephone equipment and is only for people who have difficulties with hearing or speaking.
WRITE	California Department of Aging 1300 National Dr., Suite 200 Sacramento, CA 95834
WEBSITE	http://www.aging.ca.gov/ProgramsProviders/LTCOP/

Method	Livanta – (California's Quality Improvement Organization) - Contact Information
CALL	(877) 588-1123, Monday-Friday: 9:00 a.m. - 5:00 p.m. (local time), 24 hour voicemail is available
TTY	(855) 887-6668 This number requires special telephone equipment and is only for people who have difficulties with hearing or speaking.
WRITE	Livanta BFCC-QIO Program 10820 Guilford Road, Suite 202 Annapolis Junction, MD 20701

Chapter 9. What to do if you have a problem or complaint (coverage decisions, appeals, complaints)

Method	Livanta – (California’s Quality Improvement Organization) - Contact Information
WEBSITE	https://www.livantaqio.com/

SECTION 3 To deal with your problem, which process should you use?

Section 3.1 Should you use the process for Medicare benefits or Medicaid benefits?

Because you have Medicare and get assistance from Medicaid, you have different processes that you can use to handle your problem or complaint. Which process you use depends on whether the problem is about Medicare benefits or Medicaid benefits. If your problem is about a benefit covered by Medicare, then you should use the Medicare process. If your problem is about a benefit covered by Medicaid, then you should use the Medicaid process. If you would like help deciding whether to use the Medicare process or the Medicaid process, please contact Member Services (phone numbers are printed on the back cover of this booklet).

The Medicare process and Medicaid process are described in different parts of this chapter. To find out which part you should read, use the chart below.

To figure out which part of this chapter will help with your specific problem or concern, **START HERE**

Is your problem about Medicare benefits or Medicaid benefits?

(If you would like help deciding whether your problem is about Medicare benefits or Medicaid benefits, please contact Member Services. Phone numbers for Member Services are printed on the back cover of this booklet.)

My problem is about **Medicare** benefits.

Go to the next section of this chapter, **Section 4, “Handling problems about your Medicare your benefits.”**

My problem is about **Medicaid** coverage.

Skip ahead to **Section 12** of this chapter, **“Handling problems about your Medicaid benefits.”**

PROBLEMS ABOUT YOUR MEDICARE BENEFITS

SECTION 4 Handling problems about your Medicare benefits

Section 4.1 Should you use the process for coverage decisions and appeals? Or should you use the process for making complaints?

If you have a problem or concern, you only need to read the parts of this chapter that apply to your situation. The chart below will help you find the right section of this chapter for problems or complaints about **benefits covered by Medicare**.

To figure out which part of this chapter will help with your problem or concern about your **Medicare** benefits, use this chart:

Is your problem or concern about your benefits or coverage?

(This includes problems about whether particular medical care or prescription drugs are covered or not, the way in which they are covered, and problems related to payment for medical care or prescription drugs.)

Yes. My problem is about benefits or coverage.

Go on to the next section of this chapter, **Section 5, “A guide to the basics of coverage decisions and appeals.”**

No. My problem is not about benefits or coverage.

Skip ahead to **Section 11** at the end of this chapter: **“How to make a complaint about quality of care, waiting times, customer service or other concerns.”**

SECTION 5 A guide to the basics of coverage decisions and appeals

Section 5.1 Asking for coverage decisions and making appeals: the big picture

The process for asking for coverage decisions and appeals deals with problems related to your benefits and coverage, including problems related to payment. This is the process you use for issues such as whether something is covered or not and the way in which something is covered.

Asking for coverage decisions

A coverage decision is a decision we make about your benefits and coverage or about the amount we will pay for your medical services or drugs. We are making a coverage decision whenever we decide what is covered for you and how much we pay. For example, your plan network doctor makes a (favorable) coverage decision for you

Chapter 9. What to do if you have a problem or complaint (coverage decisions, appeals, complaints)

whenever you receive medical care from him or her or if your network doctor refers you to a medical specialist. You or your doctor can also contact us and ask for a coverage decision if your doctor is unsure whether we will cover a particular medical service or refuses to provide medical care you think that you need. In other words, if you want to know if we will cover a medical service before you receive it, you can ask us to make a coverage decision for you.

In some cases, we might decide a service or drug is not covered or is no longer covered by Medicare for you. If you disagree with this coverage decision, you can make an appeal.

Making an appeal

If we make a coverage decision and you are not satisfied with this decision, you can “appeal” the decision. An appeal is a formal way of asking us to review and change a coverage decision we have made.

When you appeal a decision for the first time, this is called a Level 1 Appeal. In this appeal, we review the coverage decision we made to check to see if we were following all of the rules properly. Your appeal is handled by different reviewers than those who made the original unfavorable decision. When we have completed the review we give you our decision. Under certain circumstances, which we discuss later, you can request an expedited or “fast coverage decision” or fast appeal of a coverage decision.

If we say no to all or part of your Level 1 Appeal, you can go on to a Level 2 Appeal. The Level 2 Appeal is conducted by an Independent Review Organization that is not connected to us.

- In some situations, your case will be automatically sent to the Independent Review Organization for a Level 2 Appeal.
- In other situations, you will need to ask for a Level 2 Appeal.
- See **Section 6.4** of this chapter for more information about Level 2 Appeals.

If you are not satisfied with the decision at the Level 2 Appeal, you may be able to continue through additional levels of appeal.

Section 5.2 How to get help when you are asking for a coverage decision or making an appeal

Would you like some help? Here are resources you may wish to use if you decide to ask for any kind of coverage decision or appeal a decision:

- You **can call us at Member Services** (phone numbers are printed on the back cover of this booklet).
- You **can get free help from** your State Health Insurance Assistance Program (see Section 2 of this chapter).
- **Your doctor can make a request for you.**
 - For medical care, your doctor can request a coverage decision or a Level 1 Appeal on your behalf. If your appeal is denied at Level 1, it will be automatically forwarded to Level 2. To request any appeal after Level 2, your doctor must be appointed as your representative.
 - For Part D prescription drugs, your doctor or other prescriber can request a coverage decision or a Level 1 or Level 2 Appeal on your behalf. To request any appeal after Level 2, your doctor or other prescriber must be appointed as your representative.

Chapter 9. What to do if you have a problem or complaint (coverage decisions, appeals, complaints)

- **You can ask someone to act on your behalf.** If you want to, you can name another person to act for you as your “representative” to ask for a coverage decision or make an appeal.
 - There may be someone who is already legally authorized to act as your representative under State law.
 - If you want a friend, relative, your doctor or other provider, or other person to be your representative, call Member Services (phone numbers are printed on the back cover of this booklet) and ask for the “Appointment of Representative” form. (The form is also available on Medicare’s website at www.cms.gov/Medicare/CMSForms/CMS-Forms/downloads/cms1696.pdf.) The form gives that person permission to act on your behalf. It must be signed by you and by the person who you would like to act on your behalf. You must give us a copy of the signed form.
- **You also have the right to hire a lawyer to act for you.** You may contact your own lawyer, or get the name of a lawyer from your local bar association or other referral service. There are also groups that will give you free legal services if you qualify. However, **you are not required to hire a lawyer** to ask for any kind of coverage decision or appeal a decision.

Section 5.3 Which section of this chapter gives the details for your situation?

There are four different types of situations that involve coverage decisions and appeals. Since each situation has different rules and deadlines, we give the details for each one in a separate section:

- **Section 6** of this chapter: “Your medical care: How to ask for a coverage decision or make an appeal”
- **Section 7** of this chapter: “Your Part D prescription drugs: How to ask for a coverage decision or make an appeal”
- **Section 8** of this chapter: “How to ask us to cover a longer inpatient hospital stay if you think the doctor is discharging you too soon”
- **Section 9** of this chapter: “How to ask us to keep covering certain medical services if you think your coverage is ending too soon” (*Applies to these services only*: home health care, skilled nursing facility care, and Comprehensive Outpatient Rehabilitation Facility (CORF) services)

If you’re not sure which section you should be using, please call Member Services (phone numbers are printed on the back cover of this booklet). You can also get help or information from government organizations such as your State Health Insurance Assistance Program (Chapter 2, Section 3, of this booklet has the phone numbers for this program).

SECTION 6 Your medical care: How to ask for a coverage decision or make an appeal

 **Have you read Section 5 of this chapter (A guide to “the basics” of coverage decisions and appeals)? If not, you may want to read it before you start this section.**

Chapter 9. What to do if you have a problem or complaint (coverage decisions, appeals, complaints)**Section 6.1 This section tells what to do if you have problems getting coverage for medical care or if you want us to pay you back for your care**

This section is about your benefits for medical care and services. These benefits are described in Chapter 4 of this booklet: *Benefits Chart (what is covered)*. To keep things simple, we generally refer to “medical care coverage” or “medical care” in the rest of this section, instead of repeating “medical care or treatment or services” every time. The term “medical care” includes medical items and services as well as Medicare Part B prescription drugs. In some cases, different rules apply to a request for a Part B prescription drug. In those cases, we will explain how the rules for Part B prescription drugs are different from the rules for medical items and services.

This section tells what you can do if you are in any of the five following situations:

1. You are not getting certain medical care you want, and you believe that this care is covered by our plan.
2. Our plan will not approve the medical care your doctor or other medical provider wants to give you, and you believe that this care is covered by the plan.
3. You have received medical care that you believe should be covered by the plan, but we have said we will not pay for this care.
4. You have received and paid for medical care that you believe should be covered by the plan, and you want to ask our plan to reimburse you for this care.
5. You are being told that coverage for certain medical care you have been getting that we previously approved will be reduced or stopped, and you believe that reducing or stopping this care could harm your health.
 - **NOTE: If the coverage that will be stopped is for hospital care, home health care, skilled nursing facility care, or Comprehensive Outpatient Rehabilitation Facility (CORF) services**, you need to read a separate section of this chapter because special rules apply to these types of care. Here’s what to read in those situations:
 - Section 8 of this chapter: *How to ask us to cover a longer inpatient hospital stay if you think the doctor is discharging you too soon.*
 - Section 9 of this chapter: *How to ask us to keep covering certain medical services if you think your coverage is ending too soon.* This section is about three services only: home health care, skilled nursing facility care, and Comprehensive Outpatient Rehabilitation Facility (CORF) services.
 - For *all other* situations that involve being told that medical care you have been getting will be stopped, use this section (Section 6) as your guide for what to do.

Which of these situations are you in?

If you are in this situation:	This is what you can do:
To find out whether we will cover the medical care or services you want?	You can ask us to make a coverage decision for you. Go to the next section of this chapter, Section 6.2 .

Chapter 9. What to do if you have a problem or complaint (coverage decisions, appeals, complaints)

If you are in this situation:	This is what you can do:
If we already told you that we will not cover or pay for a medical service in the way that you want it to be covered or paid for?	You can make an appeal . (This means you are asking us to reconsider.) Skip ahead to Section 6.3 of this chapter.
If you want to ask us to pay you back for medical care you have already received and paid for.	You can send us the bill. Skip ahead to Section 6.5 of this chapter.

Section 6.2	Step-by-step: How to ask for a coverage decision (how to ask our plan to authorize or provide the medical care coverage you want)
--------------------	--

Legal Terms

When a coverage decision involves your medical care, it is called an “organization determination.”

Step 1: You ask our plan to make a coverage decision on the medical care you are requesting. If your health requires a quick response, you should ask us to make a **“fast coverage decision.”**

Legal Terms

A “fast coverage decision” is called an “expedited determination.”

How to request coverage for the medical care you want

- Start by calling, writing, or faxing our plan to make your request for us to authorize or provide coverage for the medical care you want. You, your doctor, or your representative can do this.
- For the details on how to contact us, go to Chapter 2, Section 1 and look for the section called *How to contact us when you are asking for a coverage decision about your medical care.*

Generally, we use the standard deadlines for giving you our decision

When we give you our decision, we will use the “standard” deadlines unless we have agreed to use the “fast” deadlines. **A standard coverage decision means we will give you an answer within 14 calendar days** after we receive your request **for a medical item or service**. If your request is for a **Medicare Part B prescription drug, we will give you an answer within 72 hours** after we receive your request.

- **For a request for a medical item or service we can take up to 14 more calendar days** if you ask for more time, or if we need information (such as medical records from out-of-network providers) that may benefit you. If we decide to take extra days to make the decision, we will tell you in writing. We can't take extra time to make a decision if your request is for a Medicare Part B prescription drug.

Chapter 9. What to do if you have a problem or complaint (coverage decisions, appeals, complaints)

- If you believe we should *not* take extra days, you can file a “fast complaint” about our decision to take extra days. When you file a fast complaint, we will give you an answer to your complaint within 24 hours. (The process for making a complaint is different from the process for coverage decisions and appeals. For more information about the process for making complaints, including fast complaints, see Section 11 of this chapter.)

If your health requires it, ask us to give you a “fast coverage decision”

- **A fast coverage decision means we will answer within 72 hours if your request is for a medical item or service. If your request is for a Medicare Part B prescription drug, we will answer within 24 hours.**
 - **For a request for a medical item or service we can take up to 14 more calendar days** if we find that some information that may benefit you is missing (such as medical records from out-of-network providers), or if you need time to get information to us for the review. If we decide to take extra days, we will tell you in writing. We can't take extra time to make a decision if your request is for a Medicare Part B prescription drug.
 - If you believe we should *not* take extra days, you can file a “fast complaint” about our decision to take extra days. (For more information about the process for making complaints, including fast complaints, see Section 11 of this chapter.) We will call you as soon as we make the decision.
- **To get a fast coverage decision, you must meet two requirements:**
 - You can get a fast coverage decision *only* if you are asking for coverage for medical care *you have not yet received*. (You cannot ask for a fast coverage decision if your request is about payment for medical care you have already received.)
 - You can get a fast coverage decision *only* if using the standard deadlines could *cause serious harm to your health or hurt your ability to function*.
- **If your doctor tells us that your health requires a “fast coverage decision,” we will automatically agree to give you a fast coverage decision.**
- If you ask for a fast coverage decision on your own, without your doctor's support, we will decide whether your health requires that we give you a fast coverage decision.
 - If we decide that your medical condition does not meet the requirements for a fast coverage decision, we will send you a letter that says so (and we will use the standard deadlines instead).
 - This letter will tell you that if your doctor asks for the fast coverage decision, we will automatically give a fast coverage decision.
 - The letter will also tell how you can file a “fast complaint” about our decision to give you a standard coverage decision instead of the fast coverage decision you requested. (For more information about the process for making complaints, including fast complaints, see Section 11 of this chapter.)

Step 2: We consider your request for medical care coverage and give you our answer.

Deadlines for a “fast” coverage decision

- Generally, for a fast coverage decision on a request for a medical item or service, we will give you our answer **within 72 hours**. If your request is for a Medicare Part B prescription drug, we will answer **within 24 hours**.

Chapter 9. What to do if you have a problem or complaint (coverage decisions, appeals, complaints)

- As explained above, we can take up to 14 more calendar days under certain circumstances. If we decide to take extra days to make the coverage decision, we will tell you in writing. We can't take extra time to make a decision if your request is for a Medicare Part B prescription drug.
- If you believe we should *not* take extra days, you can file a “fast complaint” about our decision to take extra days. When you file a fast complaint, we will give you an answer to your complaint within 24 hours. (For more information about the process for making complaints, including fast complaints, see Section 11 of this chapter.)
- If we do not give you our answer within 72 hours (or if there is an extended time period, by the end of that period), or 24 hours if your request is for a Part B prescription drug, you have the right to appeal. Section 6.3 below tells how to make an appeal.
- **If our answer is no to part or all of what you requested**, we will send you a detailed written explanation as to why we said no.

Deadlines for a “standard” coverage decision

- Generally, for a standard coverage decision on a request for a medical item or service, we will give you our answer **within 14 calendar days of receiving your request**. If your request is for a Medicare Part B prescription drug, we will give you an answer **within 72 hours** after we receive your request.
 - For a request for a medical item or service, we can take up to 14 more calendar days (“an extended time period”) under certain circumstances. If we decide to take extra days to make the coverage decision, we will tell you in writing. We can't take extra time to make a decision if your request is for a Medicare Part B prescription drug.
 - If you believe we should *not* take extra days, you can file a “fast complaint” about our decision to take extra days. When you file a fast complaint, we will give you an answer to your complaint within 24 hours. (For more information about the process for making complaints, including fast complaints, see Section 11 of this chapter.)
 - If we do not give you our answer within 14 calendar days (or if there is an extended time period, by the end of that period), or 72 hours if your request is for a Part B prescription drug, you have the right to appeal. Section 6.3 below tells how to make an appeal.
- **If our answer is no to part or all of what you requested**, we will send you a written statement that explains why we said no.

Step 3: If we say no to your request for coverage for medical care, you decide if you want to make an appeal.

- If we say no, you have the right to ask us to reconsider – and perhaps change – this decision by making an appeal. Making an appeal means making another try to get the medical care coverage you want.
- If you decide to make an appeal, it means you are going on to Level 1 of the appeals process (see Section 6.3 below).

Section 6.3 Step-by-step: How to make a Level 1 Appeal (How to ask for a review of a medical care coverage decision made by our plan)
--

Legal Terms
An appeal to the plan about a medical care coverage decision is called a plan “reconsideration.”

Step 1: You contact us and make your appeal. If your health requires a quick response, you must ask for a “fast appeal.”

What to do

- **To start an appeal you, your doctor, or your representative, must contact us.** For details on how to reach us for any purpose related to your appeal, go to Chapter 2, Section 1 and look for the section called *How to contact us when you are making an appeal about your medical care*.
- **If you are asking for a standard appeal, make your standard appeal in writing by submitting a request.**
 - If you have someone appealing our decision for you other than your doctor, your appeal must include an Appointment of Representative form authorizing this person to represent you. (To get the form, call Member Services (phone numbers are printed on the back cover of this booklet) and ask for the “Appointment of Representative” form. It is also available on Medicare’s website at www.cms.hhs.gov/cmsforms/downloads/cms1696.pdf.) While we can accept an appeal request without the form, we cannot begin or complete our review until we receive it. If we do not receive the form within 44 calendar days after receiving your appeal request (our deadline for making a decision on your appeal), your appeal request will be dismissed. If this happens, we will send you a written notice explaining your right to ask the Independent Review Organization to review our decision to dismiss your appeal.
- **If you are asking for a fast appeal, make your appeal in writing or call us** at the phone number shown in Chapter 2, Section 1 (*How to contact us when you are making an appeal about your medical care*).
- **You must make your appeal request within 60 calendar days** from the date on the written notice we sent to tell you our answer to your request for a coverage decision. If you miss this deadline and have a good reason for missing it, explain the reason your appeal is late when you make your appeal. We may give you more time to make your appeal. Examples of good cause for missing the deadline may include if you had a serious illness that prevented you from contacting us or if we provided you with incorrect or incomplete information about the deadline for requesting an appeal.
- **You can ask for a copy of the information regarding your medical decision and add more information to support your appeal.**
 - You have the right to ask us for a copy of the information regarding your appeal.
 - If you wish, you and your doctor may give us additional information to support your appeal.

Chapter 9. What to do if you have a problem or complaint (coverage decisions, appeals, complaints)

If your health requires it, ask for a “fast appeal” (you can make a request by calling us)

Legal Terms
A “fast appeal” is also called an “ expedited reconsideration. ”

- If you are appealing a decision we made about coverage for care that you have not yet received, you and/or your doctor will need to decide if you need a “fast appeal.”
- The requirements and procedures for getting a “fast appeal” are the same as those for getting a “fast coverage decision.” To ask for a fast appeal, follow the instructions for asking for a fast coverage decision. (These instructions are given earlier in this section.)
- If your doctor tells us that your health requires a “fast appeal,” we will give you a fast appeal.

Step 2: We consider your appeal and we give you our answer.

- When we are reviewing your appeal, we take another careful look at all of the information about your request for coverage of medical care. We check to see if we were following all the rules when we said no to your request.
- We will gather more information if we need it. We may contact you or your doctor to get more information.

Deadlines for a “fast” appeal

- When we are using the fast deadlines, we must give you our answer **within 72 hours after we receive your appeal**. We will give you our answer sooner if your health requires us to do so.
 - If you ask for more time, or if we need to gather more information that may benefit you, we **can take up to 14 more calendar days** if your request is for a medical item or service. If we decide to take extra days to make the decision, we will tell you in writing. We can't take extra time to make a decision if your request is for a Medicare Part B prescription drug.
 - If we do not give you an answer within 72 hours (or by the end of the extended time period if we took extra days), we are required to automatically send your request on to Level 2 of the appeals process, where it will be reviewed by an Independent Review Organization. Later in this section, we tell you about this organization and explain what happens at Level 2 of the appeals process.
- **If our answer is yes to part or all of what you requested**, we must authorize or provide the coverage we have agreed to provide within 72 hours after we receive your appeal.
- **If our answer is no to part or all of what you requested**, we will automatically send your appeal to the Independent Review Organization for a Level 2 Appeal.

Deadlines for a “standard” appeal

- If we are using the standard deadlines, we must give you our answer on a request for a medical item or service **within 30 calendar days** after we receive your appeal if your appeal is about coverage for services you have not yet received. If your request is for a Medicare Part B prescription drug, we will give you an answer **within 7 calendar days** after we receive your appeal if your appeal is about coverage for a Part B

Chapter 9. What to do if you have a problem or complaint (coverage decisions, appeals, complaints)

prescription drug you have not yet received. We will give you our decision sooner if your health condition requires us to.

- However, if you ask for more time, or if we need to gather more information that may benefit you, **we can take up to 14 more calendar days** if your request is for a medical item or service. If we decide we need to take extra days to make the decision, we will tell you in writing. We can't take extra time to make a decision if your request is for a Medicare Part B prescription drug.
- If you believe we should *not* take extra days, you can file a "fast complaint" about our decision to take extra days. When you file a fast complaint, we will give you an answer to your complaint within 24 hours. (For more information about the process for making complaints, including fast complaints, see Section 11 of this chapter.)
- If we do not give you an answer by the applicable deadline above (or by the end of the extended time period if we took extra days on your request for a medical item or service), we are required to send your request on to Level 2 of the appeals process. Then an Independent Review Organization will review it. Later in this section, we talk about this review organization and explain what happens at Level 2 of the appeals process.
- **If our answer is yes to part or all of what you requested**, we must authorize or provide the coverage we have agreed to provide within 30 calendar days, or **within 7 calendar days** if your request is for a Medicare Part B prescription drug if your request is for a medical item or service, or **within 7 calendar days** if your request is for a Medicare Part B prescription drug.
- **If our answer is no to part or all of what you requested**, we will automatically send your appeal to the Independent Review Organization for a Level 2 Appeal.

Step 3: If our plan says no to part or all of your appeal, your case will *automatically* be sent on to the next level of the appeals process.

- To make sure we were following all the rules when we said no to your appeal, **we are required to send your appeal to the "Independent Review Organization."** When we do this, it means that your appeal is going on to the next level of the appeals process, which is Level 2.

Section 6.4 Step-by-step: How a Level 2 Appeal is done

If we say NO to your Level 1 Appeal, your case will *automatically* be sent on to the next level of the appeals process. During the Level 2 Appeal, the **Independent Review Organization** reviews our decision for your first appeal. This organization decides whether the decision we made should be changed.

Legal Terms
The formal name for the "Independent Review Organization" is the " Independent Review Entity. " It is sometimes called the " IRE. "

Chapter 9. What to do if you have a problem or complaint (coverage decisions, appeals, complaints)

Step 1: The Independent Review Organization reviews your appeal.

- **The Independent Review Organization is an independent organization that is hired by Medicare.** This organization is not connected with us and it is not a government agency. This organization is a company chosen by Medicare to handle the job of being the Independent Review Organization. Medicare oversees its work.
- We will send the information about your appeal to this organization. This information is called your “case file.” **You have the right to ask us for a copy of your case file.**
- You have a right to give the Independent Review Organization additional information to support your appeal.
- Reviewers at the Independent Review Organization will take a careful look at all of the information related to your appeal.

If you had a “fast” appeal at Level 1, you will also have a “fast” appeal at Level 2

- If you had a fast appeal to our plan at Level 1, you will automatically receive a fast appeal at Level 2. The review organization must give you an answer to your Level 2 Appeal **within 72 hours** of when it receives your appeal.
- If your request is for a medical item or service and your request is for a medical item or service and the Independent Review Organization needs to gather more information that may benefit you, **it can take up to 14 more calendar days.** The Independent Review Organization can't take extra time to make a decision if your request is for a Medicare Part B prescription drug.

If you had a “standard” appeal at Level 1, you will also have a “standard” appeal at Level 2

- If you had a standard appeal to our plan at Level 1, you will automatically receive a standard appeal at Level 2.
- If your request is for a medical item or service, the review organization must give you an answer to your Level 2 Appeal **within 30 calendar days** of when it receives your appeal.
- If your request is for a Medicare Part B prescription drug, the review organization must give you an answer to your Level 2 Appeal **within 7 calendar days** of when it receives your appeal.
- If your request is for a medical item or service and your request is for a medical item or service and the Independent Review Organization needs to gather more information that may benefit you, **it can take up to 14 more calendar days.** The Independent Review Organization can't take extra time to make a decision if your request is for a Medicare Part B prescription drug.

Step 2: The Independent Review Organization gives you their answer.

The Independent Review Organization will tell you its decision in writing and explain the reasons for it.

- **If the review organization says yes to part or all of a request for a medical item or service, we must:**
 - authorize the medical care coverage within 72 hours or
 - provide the service within 14 calendar days after we receive the decision from the review organization for standard requests or

Chapter 9. What to do if you have a problem or complaint (coverage decisions, appeals, complaints)

- provide the service **within 72 hours** from the date we receive the decision from the review organization for expedited requests.
- **If the review organization says yes to part or all of a request for a Medicare Part B prescription drug,** we must:
 - authorize or provide the Part B prescription drug under dispute **within 72 hours** after we receive the decision from the review organization for **standard requests** or
 - **within 24 hours** from the date we receive the decision from the review organization for **expedited requests**.
- **If this organization says no to part or all of your appeal,** it means they agree with our plan that your request (or part of your request) for coverage for medical care should not be approved. (This is called “upholding the decision.” It is also called “turning down your appeal.”)
 - If the Independent Review Organization “upholds the decision” you have the right to a Level 3 Appeal. However, to make another appeal at Level 3, the dollar value of the medical care coverage you are requesting must meet a certain minimum. If the dollar value of the coverage you are requesting is too low, you cannot make another appeal, which means that the decision at Level 2 is final. The written notice you get from the Independent Review Organization will tell you how to find out the dollar amount to continue the appeals process.

Step 3: If your case meets the requirements, you choose whether you want to take your appeal further.

- There are three additional levels in the appeals process after Level 2 (for a total of five levels of appeal). See Section 10 of this chapter for more information.
- If your Level 2 Appeal is turned down and you meet the requirements to continue with the appeals process, you must decide whether you want to go on to Level 3 and make a third appeal. The details on how to do this are in the written notice you get after your Level 2 Appeal.
- The Level 3 Appeal is handled by an Administrative Law Judge or attorney adjudicator. Section 10 in this chapter tells more about Levels 3, 4, and 5 of the appeals process.

Section 6.5 What if you are asking us to pay you back for a bill you have received for medical care?

If you want to ask us for payment for medical care, start by reading Chapter 7 of this booklet: *Asking us to pay our share of a bill you have received for covered medical services or drugs*. Chapter 7 describes the situations in which you may need to ask for reimbursement or to pay a bill you have received from a provider. It also tells how to send us the paperwork that asks us for payment.

Asking for reimbursement is asking for a coverage decision from us

If you send us the paperwork that asks for reimbursement, you are asking us to make a coverage decision (for more information about coverage decisions, see Section 5.1 of this chapter). To make this coverage decision, we will check to see if the medical care you paid for is a covered service (see Chapter 4: *Benefits Chart (what is*

Chapter 9. What to do if you have a problem or complaint (coverage decisions, appeals, complaints)

covered)). We will also check to see if you followed all the rules for using your coverage for medical care (these rules are given in Chapter 3 of this booklet: *Using the plan's coverage for your medical services*).

We will say yes or no to your request

- If the medical care you paid for is covered and you followed all the rules, we will send you the payment for your medical care within 60 calendar days after we receive your request. Or, if you haven't paid for the services, we will send the payment directly to the provider. When we send the payment, it's the same as saying *yes* to your request for a coverage decision.)
- If the medical care is *not* covered, or you did *not* follow all the rules, we will not send payment. Instead, we will send you a letter that says we will not pay for the services and the reasons why in detail. (When we turn down your request for payment, it's the same as saying *no* to your request for a coverage decision.)

What if you ask for payment and we say that we will not pay?

If you do not agree with our decision to turn you down, **you can make an appeal**. If you make an appeal, it means you are asking us to change the coverage decision we made when we turned down your request for payment.

To make this appeal, follow the process for appeals that we describe in Section 5.3. Go to this section for step-by-step instructions. When you are following these instructions, please note:

- If you make an appeal for reimbursement, we must give you our answer within 60 calendar days after we receive your appeal. (If you are asking us to pay you back for medical care you have already received and paid for yourself, you are not allowed to ask for a fast appeal.)
- If the Independent Review Organization reverses our decision to deny payment, we must send the payment you have requested to you or to the provider within 30 calendar days. If the answer to your appeal is yes at any stage of the appeals process after Level 2, we must send the payment you requested to you or to the provider within 60 calendar days.

SECTION 7 Your Part D prescription drugs: How to ask for a coverage decision or make an appeal

 **Have you read Section 5 of this chapter (*A guide to “the basics” of coverage decisions and appeals*)? If not, you may want to read it before you start this section.**

Section 7.1 This section tells you what to do if you have problems getting a Part D drug or you want us to pay you back for a Part D drug

Your benefits as a member of our plan include coverage for many prescription drugs. Please refer to our plan's *List of Covered Drugs (Formulary)*. To be covered, the drug must be used for a medically accepted indication. (A “medically accepted indication” is a use of the drug that is either approved by the Food and Drug Administration or supported by certain reference books. See Chapter 5, Section 3 for more information about a medically accepted indication.)

Chapter 9. What to do if you have a problem or complaint (coverage decisions, appeals, complaints)

- **This section is about your Part D drugs only.** To keep things simple, we generally say “drug” in the rest of this section, instead of repeating “covered outpatient prescription drug” or “Part D drug” every time.
- For details about what we mean by Part D drugs, the *List of Covered Drugs (Formulary)*, rules and restrictions on coverage, and cost information, see Chapter 5 (*Using our plan’s coverage for your Part D prescription drugs*) and Chapter 6 (*What you pay for your Part D prescription drugs*).

Part D coverage decisions and appeals

As discussed in Section 5 of this chapter, a coverage decision is a decision we make about your benefits and coverage or about the amount we will pay for your drugs.

Legal Terms

An initial coverage decision about your Part D drugs is called a **“coverage determination.”**

Here are examples of coverage decisions you ask us to make about your Part D drugs:

- You ask us to make an exception, including:
 - Asking us to cover a Part D drug that is not on the plan’s *List of Covered Drugs (Formulary)*
 - Asking us to waive a restriction on the plan’s coverage for a drug (such as limits on the amount of the drug you can get)
 - Asking to pay a lower cost sharing amount for a covered drug on a higher cost sharing tier
- You ask us whether a drug is covered for you and whether you meet the requirements for coverage. (For example, when your drug is on the plan’s *List of Covered Drugs (Formulary)* but we require you to get approval from us before we will cover it for you.)
 - *Please note:* If your pharmacy tells you that your prescription cannot be filled as written, the pharmacy will give you a written notice explaining how to contact us to ask for a coverage decision.
- You ask us to pay for a prescription drug you already bought. This is a request for a coverage decision about payment.

If you disagree with a coverage decision we have made, you can appeal our decision.

This section tells you both how to ask for coverage decisions and how to request an appeal. Use the chart below to help you determine which part has information for your situation:

Which of these situations are you in?

If you are in this situation:	This is what you can do:
If you need a drug that isn’t on our Drug List or need us to waive a rule or restriction on a drug we cover?	You can ask us to make an exception. (This is a type of coverage decision.) Start with Section 7.2 of this chapter.

Chapter 9. What to do if you have a problem or complaint (coverage decisions, appeals, complaints)

If you are in this situation:	This is what you can do:
If you want us to cover a drug on our Drug List and you believe you meet any plan rules or restrictions (such as getting approval in advance) for the drug you need?	You can ask us for a coverage decision. Skip ahead to Section 7.4 of this chapter.
If you want to ask us to pay you back for a drug you have already received and paid for?	You can ask us to pay you back. (This is a type of coverage decision.) Skip ahead to Section 7.4 of this chapter.
If we already told you that we will not cover or pay for a drug in the way that you want it to be covered or paid for.	You can make an appeal. (This means you are asking us to reconsider.) Skip ahead to Section 7.5 of this chapter.

Section 7.2 What is an exception?

If a drug is not covered in the way you would like it to be covered, you can ask us to make an “exception.” An exception is a type of coverage decision. Similar to other types of coverage decisions, if we turn down your request for an exception, you can appeal our decision.

When you ask for an exception, your doctor or other prescriber will need to explain the medical reasons why you need the exception approved. We will then consider your request. Here are three examples of exceptions that you or your doctor or other prescriber can ask us to make:

- 1. Covering a Part D drug for you that is not on our *List of Covered Drugs (Formulary)*.** (We call it the “Drug List” for short.)

Legal Terms

Asking for coverage of a drug that is not on the Drug List is sometimes called asking for a **“formulary exception.”**

- If we agree to make an exception and cover a drug that is not on the Drug List, you will need to pay the cost sharing amount that applies to drugs in tier five (5). You cannot ask for an exception to the copayment or coinsurance amount we require you to pay for the drug.

- 2. Removing a restriction on our coverage for a covered drug.** There are extra rules or restrictions that apply to certain drugs on our *List of Covered Drugs (Formulary)* (for more information, go to Chapter 5, Section 4).

Legal Terms

Asking for removal of a restriction on coverage for a drug is sometimes called asking for a **“formulary exception.”**

Chapter 9. What to do if you have a problem or complaint (coverage decisions, appeals, complaints)

- The extra rules and restrictions on coverage for certain drugs include:
 - *Being required to use the generic version* of a drug instead of the brand name drug.
 - *Getting plan approval in advance* before we will agree to cover the drug for you. (This is sometimes called “prior authorization.”)
 - *Being required to try a different drug first* before we will agree to cover the drug you are asking for. (This is sometimes called “step therapy.”)
 - *Quantity limits*. For some drugs, there are restrictions on the amount of the drug you can have.
 - *B vs. D* - Some drugs may be covered under Medicare part D or B, depending on the circumstances
- If we agree to make an exception and waive a restriction for you, you can ask for an exception to the copayment or coinsurance amount we require you to pay for the drug.

3. Changing coverage of a drug to a lower cost sharing tier. Every drug on our Drug List is in one of five (5) cost sharing tiers. In general, the lower the cost sharing tier number, the less you will pay as your share of the cost of the drug.

Legal Terms
Asking to pay a lower price for a covered non-preferred drug is sometimes called asking for a “tiering exception.”

- If our drug list contains alternative drug(s) for treating your medical condition that are in a lower cost sharing tier than your drug, you can ask us to cover your drug at the cost sharing amount that applies to the alternative drug(s). This would lower your share of the cost for the drug.
 - If the drug you’re taking is a brand name drug you can ask us to cover your drug at the cost sharing amount that applies to the lowest tier that contains brand name alternatives for treating your condition.
 - If the drug you’re taking is a generic drug you can ask us to cover your drug at the cost sharing amount that applies to the lowest tier that contains either brand or generic alternatives for treating your condition.
- You cannot ask us to change the cost sharing tier for any drug in tier five (5) Specialty.
- If we approve your request for a tiering exception and there is more than one lower cost sharing tier with alternative drugs you can’t take, you will usually pay the lowest amount.

Section 7.3 Important things to know about asking for exceptions
--

Your doctor must tell us the medical reasons

Your doctor or other prescriber must give us a statement that explains the medical reasons for requesting an exception. For a faster decision, include this medical information from your doctor or other prescriber when you ask for the exception.

Chapter 9. What to do if you have a problem or complaint (coverage decisions, appeals, complaints)

Typically, our Drug List includes more than one drug for treating a particular condition. These different possibilities are called “alternative” drugs. If an alternative drug would be just as effective as the drug you are requesting and would not cause more side effects or other health problems, we will generally *not* approve your request for an exception. If you ask us for a tiering exception, we will generally *not* approve your request for an exception unless all the alternative drugs in the lower cost sharing tier(s) won’t work as well for you.

We can say yes or no to your request

- If we approve your request for an exception, our approval usually is valid until the end of the plan year. This is true as long as your doctor continues to prescribe the drug for you and that drug continues to be safe and effective for treating your condition.
- If we say no to your request for an exception, you can ask for a review of our decision by making an appeal. Section 7.5 of this chapter tells how to make an appeal if we say no.

The next section tells you how to ask for a coverage decision, including an exception.

Section 7.4 Step-by-step: How to ask for a coverage decision, including an exception

Step 1: You ask us to make a coverage decision about the drug(s) or payment you need. If your health requires a quick response, you must ask us to make a “**fast coverage decision.**” **You cannot ask for a fast coverage decision if you are asking us to pay you back for a drug you already bought.**

What to do

- **Request the type of coverage decision you want.** Start by calling, writing, or faxing us to make your request. You, your representative, or your doctor (or other prescriber) can do this. You can also access the coverage decision process through our website. For the details, go to Chapter 2, Section 1 and look for the section called *How to contact us when you are asking for a coverage decision about your Part D prescription drugs*. Or if you are asking us to pay you back for a drug, go to the section called *Where to send a request that asks us to pay for our share of the cost for medical care or a drug you have received*.
- **You or your doctor or someone else who is acting on your behalf** can ask for a coverage decision. Section 5 of this chapter tells how you can give written permission to someone else to act as your representative. You can also have a lawyer act on your behalf.
- **If you want to ask us to pay you back for a drug,** start by reading Chapter 7 of this booklet: *Asking us to pay our share of a bill you have received for covered medical services or drugs*. Chapter 7 describes the situations in which you may need to ask for reimbursement. It also tells how to send us the paperwork that asks us to pay you back for our share of the cost of a drug you have paid for.
- **If you are requesting an exception, provide the “supporting statement.”** Your doctor or other prescriber must give us the medical reasons for the drug exception you are requesting. (We call this the “supporting statement.”) Your doctor or other prescriber can fax or mail the statement to us. Or your doctor or other prescriber can tell us on the phone and follow up by faxing or mailing a written statement if necessary. See Sections 6.2 and 6.3 of this chapter for more information about exception requests.

Chapter 9. What to do if you have a problem or complaint (coverage decisions, appeals, complaints)

- **We must accept any written request**, including a request submitted on the CMS Model Coverage Determination Request Form, which available on our website.

If your health requires it, ask us to give you a “fast coverage decision”

Legal Terms
A “fast coverage decision” is called an “expedited coverage determination.”

- When we give you our decision, we will use the “standard” deadlines unless we have agreed to use the “fast” deadlines. A standard coverage decision means we will give you an answer within 72 hours after we receive your doctor’s statement. A fast coverage decision means we will answer within 24 hours after we receive your doctor’s statement.
- **To get a fast coverage decision, you must meet two requirements:**
 - You can get a fast coverage decision *only* if you are asking for a *drug you have not yet received*. (You cannot ask for fast coverage decision if you are asking us to pay you back for a drug you have already bought.)
 - You can get a fast coverage decision *only* if using the standard deadlines could *cause serious harm to your health or hurt your ability to function*.
- **If your doctor or other prescriber tells us that your health requires a “fast coverage decision,” we will automatically agree to give you a fast coverage decision.**
- If you ask for a fast coverage decision on your own (without your doctor’s or other prescriber’s support), we will decide whether your health requires that we give you a fast coverage decision.
 - If we decide that your medical condition does not meet the requirements for a fast coverage decision, we will send you a letter that says so (and we will use the standard deadlines instead).
 - This letter will tell you that if your doctor or other prescriber asks for the fast coverage decision, we will automatically give a fast coverage decision.
 - The letter will also tell how you can file a complaint about our decision to give you a standard coverage decision instead of the fast coverage decision you requested. It tells how to file a “fast” complaint, which means you would get our answer to your complaint within 24 hours of receiving the complaint. (The process for making a complaint is different from the process for coverage decisions and appeals. For more information about the process for making complaints, see Section 11 of this chapter.)

Step 2: We consider your request and we give you our answer.***Deadlines for a “fast” coverage decision***

- If we are using the fast deadlines, we must give you our answer **within 24 hours**.
 - Generally, this means within 24 hours after we receive your request. If you are requesting an exception, we will give you our answer within 24 hours after we receive your doctor’s statement supporting your request. We will give you our answer sooner if your health requires us to.

Chapter 9. What to do if you have a problem or complaint (coverage decisions, appeals, complaints)

- If we do not meet this deadline, we are required to send your request on to Level 2 of the appeals process, where it will be reviewed by an Independent Review Organization. In section 7.6 of this chapter, we talk about this review organization and explain what happens at Appeal Level 2.
- **If our answer is yes to part or all of what you requested**, we must provide the coverage we have agreed to provide within 24 hours after we receive your request or doctor's statement supporting your request.
- **If our answer is no to part or all of what you requested**, we will send you a written statement that explains why we said no. We will also tell you how you can appeal.

Deadlines for a "standard" coverage decision about a drug you have not yet received

- If we are using the standard deadlines, we must give you our answer **within 72 hours**.
 - Generally, this means within 72 hours after we receive your request. If you are requesting an exception, we will give you our answer within 72 hours after we receive your doctor's statement supporting your request. We will give you our answer sooner if your health requires us to.
 - If we do not meet this deadline, we are required to send your request on to Level 2 of the appeals process, where it will be reviewed by an Independent Review Organization. In Section 7.6 of this chapter, we talk about this review organization and explain what happens at Appeal Level 2.
- **If our answer is yes to part or all of what you requested –**
 - If we approve your request for coverage, we must **provide the coverage** we have agreed to provide **within 72 hours** after we receive your request or doctor's statement supporting your request.
- **If our answer is no to part or all of what you requested**, we will send you a written statement that explains why we said no. We will also tell you how you can appeal.

Deadlines for a "standard" coverage decision about payment for a drug you have already bought

- We must give you our answer **within 14 calendar days** after we receive your request.
- If we do not meet this deadline, we are required to send your request on to Level 2 of the appeals process, where it will be reviewed by an Independent Review Organization. In Section 7.6 of this chapter, we talk about this review organization and explain what happens at Appeal Level 2.
- **If our answer is yes to part or all of what you requested**, we are also required to make payment to you within 14 calendar days after we receive your request.
- **If our answer is no to part or all of what you requested**, we will send you a written statement that explains why we said no. We will also tell you how you can appeal.

Step 3: If we say no to your coverage request, you decide if you want to make an appeal.

- If we say no, you have the right to request an appeal. Requesting an appeal means asking us to reconsider – and possibly change – the decision we made.

Section 7.5	Step-by-step: How to make a Level 1 Appeal (how to ask for a review of a coverage decision made by our plan)
--------------------	---

Legal Terms
An appeal to the plan about a Part D drug coverage decision is called a plan “redetermination.”

Step 1: You contact us and make your Level 1 Appeal. If your health requires a quick response, you must ask for a **“fast appeal.”**

What to do

- **To start your appeal, you (or your representative or your doctor or other prescriber) must contact us.**
 - For details on how to reach us by phone, fax, or mail, or on our website for any purpose related to your appeal, go to Chapter 2, Section 1, and look for the section called *How to contact us when you are making an appeal about your Part D prescription drugs*.
- **If you are asking for a standard appeal, make your appeal by submitting a written request.**
- **If you are asking for a fast appeal, you may make your appeal in writing or you may call us at the phone number shown in Chapter 2, Section 1** (*How to contact us when you are making an appeal about your Part D prescription drugs*).
- **We must accept any written request**, including a request submitted on the CMS Model Coverage Determination Request Form, which is available on our website.
- **You must make your appeal request within 60 calendar days** from the date on the written notice we sent to tell you our answer to your request for a coverage decision. If you miss this deadline and have a good reason for missing it, we may give you more time to make your appeal. Examples of good cause for missing the deadline may include if you had a serious illness that prevented you from contacting us or if we provided you with incorrect or incomplete information about the deadline for requesting an appeal.
- **You can ask for a copy of the information in your appeal and add more information.**
 - You have the right to ask us for a copy of the information regarding your appeal.
 - If you wish, you and your doctor or other prescriber may give us additional information to support your appeal.

If your health requires it, ask for a “fast appeal”

Legal Terms
A “fast appeal” is also called an “expedited redetermination.”

Chapter 9. What to do if you have a problem or complaint (coverage decisions, appeals, complaints)

- If you are appealing a decision we made about a drug you have not yet received, you and your doctor or other prescriber will need to decide if you need a “fast appeal.”
- The requirements for getting a “fast appeal” are the same as those for getting a “fast coverage decision” in Section 7.4 of this chapter.

Step 2: We consider your appeal and we give you our answer.

- When we are reviewing your appeal, we take another careful look at all of the information about your coverage request. We check to see if we were following all the rules when we said no to your request. We may contact you or your doctor or other prescriber to get more information.

Deadlines for a “fast” appeal

- If we are using the fast deadlines, we must give you our answer **within 72 hours after we receive your appeal**. We will give you our answer sooner if your health requires it.
 - If we do not give you an answer within 72 hours, we are required to send your request on to Level 2 of the appeals process, where it will be reviewed by an Independent Review Organization. In Section 7.6 of this chapter, we talk about this review organization and explain what happens at Level 2 of the appeals process.
- **If our answer is yes to part or all of what you requested**, we must provide the coverage we have agreed to provide within 72 hours after we receive your appeal.
- **If our answer is no to part or all of what you requested**, we will send you a written statement that explains why we said no and how you can appeal our decision.

Deadlines for a “standard” appeal

- If we are using the standard deadlines, we must give you our answer **within 7 calendar days** after we receive your appeal for a drug you have not received yet. We will give you our decision sooner if you have not received the drug yet and your health condition requires us to do so. If you believe your health requires it, you should ask for “fast” appeal.
 - If we do not give you a decision within 7 calendar days, we are required to send your request on to Level 2 of the appeals process, where it will be reviewed by an Independent Review Organization. In Section 7.6 of this chapter, we talk about this review organization and explain what happens at Level 2 of the appeals process.
- **If our answer is yes to part or all of what you requested –**
 - If we approve a request for coverage, we must **provide the coverage** we have agreed to provide as quickly as your health requires, but **no later than 7 calendar days** after we receive your appeal.
 - If we approve a request to pay you back for a drug you already bought, we are required to **send payment to you within 30 calendar days** after we receive your appeal request.
- **If our answer is no to part or all of what you requested**, we will send you a written statement that explains why we said no and how you can appeal our decision.
- If you are requesting that we pay you back for a drug you have already bought, we must give you our answer **within 14 calendar days** after we receive your request.

Chapter 9. What to do if you have a problem or complaint (coverage decisions, appeals, complaints)

- If we do not give you a decision within 14 calendar days, we are required to send your request on to Level 2 of the appeals process, where it will be reviewed by an Independent Review Organization. Later in this section, we talk about this review organization and explain what happens at Appeal Level 2.
- **If our answer is yes to part or all of what you requested**, we are also required to make payment to you within 30 calendar days after we receive your request.
- **If our answer is no to part or all of what you requested**, we will send you a written statement that explains why we said no. We will also tell you how you can appeal our decision.

Step 3: If we say no to your appeal, you decide if you want to continue with the appeals process and make *another* appeal.

- If we say no to your appeal, you then choose whether to accept this decision or continue by making another appeal.
- If you decide to make another appeal, it means your appeal is going on to Level 2 of the appeals process (see below).

Section 7.6 Step-by-step: How to make a Level 2 Appeal

If we say no to your appeal, you then choose whether to accept this decision or continue by making another appeal. If you decide to go on to a Level 2 Appeal, the **Independent Review Organization** reviews the decision we made when we said no to your first appeal. This organization decides whether the decision we made should be changed.

Legal Terms

The formal name for the “Independent Review Organization” is the “**Independent Review Entity.**” It is sometimes called the “**IRE.**”

Step 1: To make a Level 2 Appeal, you (or your representative or your doctor or other prescriber) must contact the Independent Review Organization and ask for a review of your case.

- If we say no to your Level 1 Appeal, the written notice we send you will include **instructions on how to make a Level 2 Appeal** with the Independent Review Organization. These instructions will tell who can make this Level 2 Appeal, what deadlines you must follow, and how to reach the review organization.
- When you make an appeal to the Independent Review Organization, we will send the information we have about your appeal to this organization. This information is called your “case file.” **You have the right to ask us for a copy of your case file.**
- You have a right to give the Independent Review Organization additional information to support your appeal.

Chapter 9. What to do if you have a problem or complaint (coverage decisions, appeals, complaints)

Step 2: The Independent Review Organization does a review of your appeal and gives you an answer.

- **The Independent Review Organization is an independent organization that is hired by Medicare.** This organization is not connected with us and it is not a government agency. This organization is a company chosen by Medicare to review our decisions about your Part D benefits with us.
- Reviewers at the Independent Review Organization will take a careful look at all of the information related to your appeal. The organization will tell you its decision in writing and explain the reasons for it.

Deadlines for “fast” appeal at Level 2

- If your health requires it, ask the Independent Review Organization for a “fast appeal.”
- If the review organization agrees to give you a “fast appeal,” the review organization must give you an answer to your Level 2 Appeal **within 72 hours** after it receives your appeal request.
- **If the Independent Review Organization says yes to part or all of what you requested,** we must provide the drug coverage that was approved by the review organization **within 24 hours** after we receive the decision from the review organization.

Deadlines for “standard” appeal at Level 2

- If you have a standard appeal at Level 2, the review organization must give you an answer to your Level 2 Appeal **within 7 calendar days** after it receives your appeal if it is for a drug you have not received yet. If you are requesting that we pay you back for a drug you have already bought, the review organization must give you an answer to your level 2 appeal within 14 calendar days after it receives your request.
- **If the Independent Review Organization says yes to part or all of what you requested –**
 - If the Independent Review Organization approves a request for coverage, we must **provide the drug coverage** that was approved by the review organization **within 72 hours** after we receive the decision from the review organization.
 - If the Independent Review Organization approves a request to pay you back for a drug you already bought, we are required to **send payment to you within 30 calendar days** after we receive the decision from the review organization.

What if the review organization says no to your appeal?

If this organization says no to your appeal, it means the organization agrees with our decision not to approve your request. (This is called “upholding the decision.” It is also called “turning down your appeal.”)

If the Independent Review Organization “upholds the decision” you have the right to a Level 3 appeal. However, to make another appeal at Level 3, the dollar value of the drug coverage you are requesting must meet a minimum amount. If the dollar value of the drug coverage you are requesting is too low, you cannot make another appeal and the decision at Level 2 is final. The notice you get from the Independent Review Organization will tell you the dollar value that must be in dispute to continue with the appeals process.

Step 3: If the dollar value of the coverage you are requesting meets the requirement, you choose whether you want to take your appeal further.

- There are three additional levels in the appeals process after Level 2 (for a total of five levels of appeal).

Chapter 9. What to do if you have a problem or complaint (coverage decisions, appeals, complaints)

- If your Level 2 Appeal is turned down and you meet the requirements to continue with the appeals process, you must decide whether you want to go on to Level 3 and make a third appeal. If you decide to make a third appeal, the details on how to do this are in the written notice you got after your second appeal.
- The Level 3 Appeal is handled by an Administrative Law Judge or attorney adjudicator. Section 10 of this chapter tells more about Levels 3, 4, and 5 of the appeals process.

SECTION 8 How to ask us to cover a longer inpatient hospital stay if you think the doctor is discharging you too soon

When you are admitted to a hospital, you have the right to get all of your covered hospital services that are necessary to diagnose and treat your illness or injury. For more information about our coverage for your hospital care, including any limitations on this coverage, see Chapter 4 of this booklet: *Benefits Chart (what is covered and what you pay)*.

During your covered hospital stay, your doctor and the hospital staff will be working with you to prepare for the day when you will leave the hospital. They will also help arrange for care you may need after you leave.

- The day you leave the hospital is called your “**discharge date.**”
- When your discharge date has been decided, your doctor or the hospital staff will let you know.
- If you think you are being asked to leave the hospital too soon, you can ask for a longer hospital stay and your request will be considered. This section tells you how to ask.

Section 8.1 During your inpatient hospital stay, you will get a written notice from Medicare that tells about your rights

During your covered hospital stay, you will be given a written notice called *An Important Message from Medicare about Your Rights*. Everyone with Medicare gets a copy of this notice whenever they are admitted to a hospital. Someone at the hospital (for example, a caseworker or nurse) must give it to you within two days after you are admitted. If you do not get the notice, ask any hospital employee for it. If you need help, please call Member Services (phone numbers are printed on the back cover of this booklet). You can also call 1-800-MEDICARE (1-800-633-4227), 24 hours a day, 7 days a week. TTY users should call 1-877-486-2048.

- 1. Read this notice carefully and ask questions if you don’t understand it.** It tells you about your rights as a hospital patient, including:
 - Your right to receive Medicare-covered services during and after your hospital stay, as ordered by your doctor. This includes the right to know what these services are, who will pay for them, and where you can get them.
 - Your right to be involved in any decisions about your hospital stay, and your right to know who will pay for it.
 - Where to report any concerns you have about quality of your hospital care.

Chapter 9. What to do if you have a problem or complaint (coverage decisions, appeals, complaints)

- Your right to appeal your discharge decision if you think you are being discharged from the hospital too soon.

Legal Terms
<p>The written notice from Medicare tells you how you can “request an immediate review.” Requesting an immediate review is a formal, legal way to ask for a delay in your discharge date so that we will cover your hospital care for a longer time. (Section 8.2 below tells you how you can request an immediate review.)</p>

2. You will be asked to sign the written notice to show that you received it and understand your rights.

- You or someone who is acting on your behalf will be asked to sign the notice. (Section 5.2 of this chapter tells how you can give written permission to someone else to act as your representative.)
- Signing the notice shows *only* that you have received the information about your rights. The notice does not give your discharge date (your doctor or hospital staff will tell you your discharge date). Signing the notice **does not mean** you are agreeing on a discharge date.

3. Keep your copy of the notice so you will have the information about making an appeal (or reporting a concern about quality of care) handy if you need it.

- If you sign the notice more than two days before the day you leave the hospital, you will get another copy before you are scheduled to be discharged.
- To look at a copy of this notice in advance, you can call Member Services (phone numbers are printed on the back cover of this booklet) or 1-800 MEDICARE (1-800-633-4227), 24 hours a day, 7 days a week. TTY users should call 1-877-486-2048. You can also see the notice online at www.cms.gov/Medicare/Medicare-General-Information/BNI/HospitalDischargeAppealNotices.html

<p>Section 8.2 Step-by-step: How to make a Level 1 Appeal to change your hospital discharge date</p>

If you want to ask for your inpatient hospital services to be covered by us for a longer time, you will need to use the appeals process to make this request. Before you start, understand what you need to do and what the deadlines are.

- **Follow the process.** Each step in the first two levels of the appeals process is explained below.
- **Meet the deadlines.** The deadlines are important. Be sure that you understand and follow the deadlines that apply to things you must do.
- **Ask for help if you need it.** If you have questions or need help at any time, please call Member Services (phone numbers are printed on the back cover of this booklet). Or call your State Health Insurance Assistance Program, a government organization that provides personalized assistance (see Section 2 of this chapter).

Chapter 9. What to do if you have a problem or complaint (coverage decisions, appeals, complaints)

During a Level 1 Appeal, the Quality Improvement Organization reviews your appeal. It checks to see if your planned discharge date is medically appropriate for you.

Step 1: Contact the Quality Improvement Organization for your state and ask for a “fast review” of your hospital discharge. You must act quickly.

A “fast review” is also called an “immediate review.”

What is the Quality Improvement Organization?

- This organization is a group of doctors and other health care professionals who are paid by the Federal government. These experts are not part of our plan. This organization is paid by Medicare to check on and help improve the quality of care for people with Medicare. This includes reviewing hospital discharge dates for people with Medicare.

How can you contact this organization?

- The written notice you received (*An Important Message from Medicare About Your Rights*) tells you how to reach this organization. (Or find the name, address, and phone number of the Quality Improvement Organization for your state in Chapter 2, Section 4, of this booklet.)

Act quickly:

- To make your appeal, you must contact the Quality Improvement Organization *before* you leave the hospital and **no later than midnight the day of your discharge**. (Your “planned discharge date” is the date that has been set for you to leave the hospital.)
 - If you meet this deadline, you are allowed to stay in the hospital *after* your discharge date *without paying for it* while you wait to get the decision on your appeal from the Quality Improvement Organization.
 - If you do *not* meet this deadline, and you decide to stay in the hospital after your planned discharge date, *you may have to pay all of the costs* for hospital care you receive after your planned discharge date.
- If you miss the deadline for contacting the Quality Improvement Organization, and you still wish to appeal, you must make an appeal directly to our plan instead. For details about this other way to make your appeal, see Section 8.4 of this chapter.

Ask for a “fast review”:

- You must ask the Quality Improvement Organization for a **“fast review”** of your discharge. Asking for a “fast review” means you are asking for the organization to use the “fast” deadlines for an appeal instead of using the standard deadlines.

Legal Terms
A “fast review” is also called an “immediate review” or an “expedited review.”

Step 2: The Quality Improvement Organization conducts an independent review of your case.

What happens during this review?

Chapter 9. What to do if you have a problem or complaint (coverage decisions, appeals, complaints)

- Health professionals at the Quality Improvement Organization (we will call them “the reviewers” for short) will ask you (or your representative) why you believe coverage for the services should continue. You don’t have to prepare anything in writing, but you may do so if you wish.
- The reviewers will also look at your medical information, talk with your doctor, and review information that the hospital and we have given to them.
- By noon of the day after the reviewers informed our plan of your appeal, you will also get a written notice that gives your planned discharge date and explains in detail the reasons why your doctor, the hospital, and we think it is right (medically appropriate) for you to be discharged on that date.

Legal Terms
<p>This written explanation is called the “Detailed Notice of Discharge.” You can get a sample of this notice by calling Member Services (phone numbers are printed on the back cover of this booklet) or 1-800-MEDICARE (1-800-633-4227), 24 hours a day, 7 days a week. (TTY users should call 1-877-486-2048.) Or you can see a sample notice online at www.cms.gov/Medicare/Medicare-General-Information/BNI/HospitalDischargeAppealNotices.html</p>

Step 3: Within one full day after it has all the needed information, the Quality Improvement Organization will give you its answer to your appeal.

What happens if the answer is yes?

- If the review organization says *yes* to your appeal, **we must keep providing your covered inpatient hospital services for as long as these services are medically necessary.**
- You will have to keep paying your share of the costs (such as deductibles or copayments, if these apply). In addition, there may be limitations on your covered hospital services. (See Chapter 4 of this booklet.)

What happens if the answer is no?

- If the review organization says *no* to your appeal, they are saying that your planned discharge date is medically appropriate. If this happens, **our coverage for your inpatient hospital services will end** at noon on the day *after* the Quality Improvement Organization gives you its answer to your appeal.
- If the review organization says *no* to your appeal and you decide to stay in the hospital, then **you may have to pay the full cost** of hospital care you receive after noon on the day after the Quality Improvement Organization gives you its answer to your appeal.

Chapter 9. What to do if you have a problem or complaint (coverage decisions, appeals, complaints)**Step 4: If the answer to your Level 1 Appeal is no, you decide if you want to make another appeal.**

- If the Quality Improvement Organization has turned down your appeal, *and* you stay in the hospital after your planned discharge date, then you can make another appeal. Making another appeal means you are going on to “Level 2” of the appeals process.

Section 8.3 Step-by-step: How to make a Level 2 Appeal to change your hospital discharge date

If the Quality Improvement Organization has turned down your appeal, *and* you stay in the hospital after your planned discharge date, then you can make a Level 2 Appeal. During a Level 2 Appeal, you ask the Quality Improvement Organization to take another look at the decision they made on your first appeal. If the Quality Improvement Organization turns down your Level 2 Appeal, you may have to pay the full cost for your stay after your planned discharge date.

Here are the steps for Level 2 of the appeal process:

Step 1: You contact the Quality Improvement Organization again and ask for another review.

- You must ask for this review **within 60 calendar days** after the day the Quality Improvement Organization said *no* to your Level 1 Appeal. You can ask for this review only if you stay in the hospital after the date that your coverage for the care ended.

Step 2: The Quality Improvement Organization does a second review of your situation.

- Reviewers at the Quality Improvement Organization will take another careful look at all of the information related to your appeal.

Step 3: Within 14 calendar days of receipt of your request for a second review, the Quality Improvement Organization reviewers will decide on your appeal and tell you their decision.

If the review organization says yes:

- **We must reimburse you** for our share of the costs of hospital care you have received since noon on the day after the date your first appeal was turned down by the Quality Improvement Organization. **We must continue providing coverage for your inpatient hospital care for as long as it is medically necessary.**
- You must continue to pay your share of the costs and coverage limitations may apply.

If the review organization says no:

- It means they agree with the decision they made on your Level 1 Appeal and will not change it.
- The notice you get will tell you in writing what you can do if you wish to continue with the review process. It will give you the details about how to go on to the next level of appeal, which is handled by an Administrative Law Judge or attorney adjudicator.

Chapter 9. What to do if you have a problem or complaint (coverage decisions, appeals, complaints)**Step 4: If the answer is no, you will need to decide whether you want to take your appeal further by going on to Level 3.**

- There are three additional levels in the appeals process after Level 2 (for a total of five levels of appeal). If the review organization turns down your Level 2 Appeal, you can choose whether to accept that decision or whether to go on to Level 3 and make another appeal. At Level 3, your appeal is reviewed by an Administrative Law Judge or attorney adjudicator.
- Section 10 of this chapter tells more about Levels 3, 4, and 5 of the appeals process.

Section 8.4 What if you miss the deadline for making your Level 1 Appeal?**You can appeal to us instead**

As explained above in Section 8.2, you must act quickly to contact the Quality Improvement Organization to start your first appeal of your hospital discharge. (“Quickly” means before you leave the hospital and no later than your planned discharge date, whichever comes first.) If you miss the deadline for contacting this organization, there is another way to make your appeal.

If you use this other way of making your appeal, *the first two levels of appeal are different.*

Step-by-Step: How to make a Level 1 *Alternate* Appeal

If you miss the deadline for contacting the Quality Improvement Organization, you can make an appeal to us, asking for a “fast review.” A fast review is an appeal that uses the fast deadlines instead of the standard deadlines.

Legal Terms

A “fast” review (or “fast appeal”) is also called an “**expedited appeal.**”

Step 1: Contact us and ask for a “fast review.”

- For details on how to contact us, go to Chapter 2, Section 1 and look for the section called, *How to contact us when you are making an appeal about your medical care.*
- **Be sure to ask for a “fast review.”** This means you are asking us to give you an answer using the “fast” deadlines rather than the “standard” deadlines.

Step 2: We do a “fast” review of your planned discharge date, checking to see if it was medically appropriate.

- During this review, we take a look at all of the information about your hospital stay. We check to see if your planned discharge date was medically appropriate. We will check to see if the decision about when you should leave the hospital was fair and followed all the rules.
- In this situation, we will use the “fast” deadlines rather than the standard deadlines for giving you the answer to this review.

Chapter 9. What to do if you have a problem or complaint (coverage decisions, appeals, complaints)**Step 3: We give you our decision within 72 hours after you ask for a “fast review” (“fast appeal”).**

- **If we say yes to your fast appeal**, it means we have agreed with you that you still need to be in the hospital after the discharge date, and will keep providing your covered inpatient hospital services for as long as it is medically necessary. It also means that we have agreed to reimburse you for our share of the costs of care you have received since the date when we said your coverage would end. (You must pay your share of the costs and there may be coverage limitations that apply.)
- **If we say no to your fast appeal**, we are saying that your planned discharge date was medically appropriate. Our coverage for your inpatient hospital services ends as of the day we said coverage would end.
 - If you stayed in the hospital *after* your planned discharge date, then **you may have to pay the full cost** of hospital care you received after the planned discharge date.

Step 4: If we say *no* to your fast appeal, your case will *automatically* be sent on to the next level of the appeals process.

- To make sure we were following all the rules when we said no to your fast appeal, **we are required to send your appeal to the “Independent Review Organization.”** When we do this, it means that you are *automatically* going on to Level 2 of the appeals process.

Step-by-Step: Level 2 Alternate Appeal Process

During the Level 2 Appeal, an **Independent Review Organization** reviews the decision we made when we said no to your “fast appeal.” This organization decides whether the decision we made should be changed.

Legal Terms
The formal name for the “Independent Review Organization” is the “ Independent Review Entity. ” It is sometimes called the “ IRE. ”

Step 1: We will automatically forward your case to the Independent Review Organization.

- We are required to send the information for your Level 2 Appeal to the Independent Review Organization within 24 hours of when we tell you that we are saying no to your first appeal. (If you think we are not meeting this deadline or other deadlines, you can make a complaint. The complaint process is different from the appeal process. Section 11 of this chapter tells how to make a complaint.)

Step 2: The Independent Review Organization does a “fast review” of your appeal. The reviewers give you an answer within 72 hours.

- **The Independent Review Organization is an independent organization that is hired by Medicare.** This organization is not connected with our plan and it is not a government agency. This organization is a company chosen by Medicare to handle the job of being the Independent Review Organization. Medicare oversees its work.
- Reviewers at the Independent Review Organization will take a careful look at all of the information related to your appeal of your hospital discharge.

Chapter 9. What to do if you have a problem or complaint (coverage decisions, appeals, complaints)

- **If this organization says *yes* to your appeal**, then we must reimburse you (pay you back) for our share of the costs of hospital care you have received since the date of your planned discharge. We must also continue the plan’s coverage of your inpatient hospital services for as long as it is medically necessary. You must continue to pay your share of the costs. If there are coverage limitations, these could limit how much we would reimburse or how long we would continue to cover your services.
- **If this organization says *no* to your appeal**, it means they agree with us that your planned hospital discharge date was medically appropriate.
 - The notice you get from the Independent Review Organization will tell you in writing what you can do if you wish to continue with the review process. It will give you the details about how to go on to a Level 3 Appeal, which is handled by an Administrative Law Judge or attorney adjudicator.

Step 3: If the Independent Review Organization turns down your appeal, you choose whether you want to take your appeal further.

- There are three additional levels in the appeals process after Level 2 (for a total of five levels of appeal). If reviewers say no to your Level 2 Appeal, you decide whether to accept their decision or go on to Level 3 and make a third appeal.
- Section 10 of this chapter tells more about Levels 3, 4, and 5 of the appeals process.

SECTION 9 How to ask us to keep covering certain medical services if you think your coverage is ending too soon

Section 9.1 ***This section is about three services only:***
Home health care, skilled nursing facility care, and Comprehensive Outpatient Rehabilitation Facility (CORF) services

This section is about the following types of care *only*:

- **Home health care services** you are getting
- **Skilled nursing care** you are getting as a patient in a skilled nursing facility. (To learn about requirements for being considered a “skilled nursing facility,” see Chapter 12, *Definitions of important words*.)
- **Rehabilitation care** you are getting as an outpatient at a Medicare-approved Comprehensive Outpatient Rehabilitation Facility (CORF). Usually, this means you are getting treatment for an illness or accident, or you are recovering from a major operation. (For more information about this type of facility, see Chapter 12, *Definitions of important words*.)

When you are getting any of these types of care, you have the right to keep getting your covered services for that type of care for as long as the care is needed to diagnose and treat your illness or injury. For more information on your covered services, including your share of the cost and any limitations to coverage that may apply, see Chapter 4 of this booklet: *Benefits Chart (what is covered)*.

When we decide it is time to stop covering any of the three types of care for you, we are required to tell you in advance. When your coverage for that care ends, *we will stop paying for your care*.

Chapter 9. What to do if you have a problem or complaint (coverage decisions, appeals, complaints)

If you think we are ending the coverage of your care too soon, **you can appeal our decision.** This section tells you how to ask for an appeal.

Section 9.2 We will tell you in advance when your coverage will be ending

1. You receive a notice in writing. At least two days before our plan is going to stop covering your care, you will receive a notice.

- The written notice tells you the date when we will stop covering the care for you.
- The written notice also tells what you can do if you want to ask our plan to change this decision about when to end your care, and keep covering it for a longer period of time.

Legal Terms

In telling you what you can do, the written notice is telling how you can request a **“fast-track appeal.”** Requesting a fast-track appeal is a formal, legal way to request a change to our coverage decision about when to stop your care. (Section 9.3 below tells how you can request a fast-track appeal.)

The written notice is called the **“Notice of Medicare Non-Coverage.”**

2. You will be asked to sign the written notice to show that you received it.

- You or someone who is acting on your behalf will be asked to sign the notice. (Section 5.2 tells how you can give written permission to someone else to act as your representative.)
- Signing the notice shows *only* that you have received the information about when your coverage will stop. **Signing it does not mean you agree** with the plan that it’s time to stop getting the care.

Section 9.3 Step-by-step: How to make a Level 1 Appeal to have our plan cover your care for a longer time

If you want to ask us to cover your care for a longer period of time, you will need to use the appeals process to make this request. Before you start, understand what you need to do and what the deadlines are.

- **Follow the process.** Each step in the first two levels of the appeals process is explained below.
- **Meet the deadlines.** The deadlines are important. Be sure that you understand and follow the deadlines that apply to things you must do. There are also deadlines our plan must follow. (If you think we are not meeting our deadlines, you can file a complaint. Section 11 of this chapter tells you how to file a complaint.)

Chapter 9. What to do if you have a problem or complaint (coverage decisions, appeals, complaints)

- **Ask for help if you need it.** If you have questions or need help at any time, please call Member Services (phone numbers are printed on the back cover of this booklet). Or call your State Health Insurance Assistance Program, a government organization that provides personalized assistance (see Section 2 of this chapter).

During a Level 1 Appeal, the Quality Improvement Organization reviews your appeal and decides whether to change the decision made by our plan.

Step 1: Make your Level 1 Appeal: contact the Quality Improvement Organization for your state and ask for a review. You must act quickly.

What is the Quality Improvement Organization?

- This organization is a group of doctors and other health care experts who are paid by the Federal government. These experts are not part of our plan. They check on the quality of care received by people with Medicare and review plan decisions about when it's time to stop covering certain kinds of medical care.

How can you contact this organization?

- The written notice you received tells you how to reach this organization. (Or find the name, address, and phone number of the Quality Improvement Organization for your state in Chapter 2, Section 4 of this booklet.)

What should you ask for?

- Ask this organization for a “fast-track appeal” (to do an independent review) of whether it is medically appropriate for us to end coverage for your medical services.

Your deadline for contacting this organization.

- You must contact the Quality Improvement Organization to start your appeal *by noon of the day before the effective date on the Notice of Medicare Non-Coverage.*
- If you miss the deadline for contacting the Quality Improvement Organization, and you still wish to file an appeal, you must make an appeal directly to us instead. For details about this other way to make your appeal, see Section 9.5 of this chapter.

Step 2: The Quality Improvement Organization conducts an independent review of your case.

What happens during this review?

- Health professionals at the Quality Improvement Organization (we will call them “the reviewers” for short) will ask you (or your representative) why you believe coverage for the services should continue. You don't have to prepare anything in writing, but you may do so if you wish.
- The review organization will also look at your medical information, talk with your doctor, and review information that our plan has given to them.
- By the end of the day the reviewers informed us of your appeal, and you will also get a written notice from us that explains in detail our reasons for ending our coverage for your services.

Legal Terms
This notice explanation is called the “Detailed Explanation of Non-Coverage.”

Chapter 9. What to do if you have a problem or complaint (coverage decisions, appeals, complaints)

Step 3: Within one full day after they have all the information they need, the reviewers will tell you their decision.

What happens if the reviewers say yes to your appeal?

- If the reviewers say *yes* to your appeal, then **we must keep providing your covered services for as long as it is medically necessary.**
- You will have to keep paying your share of the costs (such as deductibles or copayments, if these apply). In addition, there may be limitations on your covered services (see Chapter 4 of this booklet).

What happens if the reviewers say no to your appeal?

- If the reviewers say *no* to your appeal, then **your coverage will end on the date we have told you.** We will stop paying our share of the costs of this care on the date listed on the notice.
- If you decide to keep getting the home health care, or skilled nursing facility care, or Comprehensive Outpatient Rehabilitation Facility (CORF) services *after* this date when your coverage ends, then **you will have to pay the full cost** of this care yourself.

Step 4: If the answer to your Level 1 Appeal is no, you decide if you want to make another appeal.

- This first appeal you make is “Level 1” of the appeals process. If reviewers say *no* to your Level 1 Appeal – and you choose to continue getting care after your coverage for the care has ended – then you can make another appeal.
- Making another appeal means you are going on to “Level 2” of the appeals process.

Section 9.4 Step-by-step: How to make a Level 2 Appeal to have our plan cover your care for a longer time

If the Quality Improvement Organization has turned down your appeal and you choose to continue getting care after your coverage for the care has ended, then you can make a Level 2 Appeal. During a Level 2 Appeal, you ask the Quality Improvement Organization to take another look at the decision they made on your first appeal. If the Quality Improvement Organization turns down your Level 2 Appeal, you may have to pay the full cost for your home health care, or skilled nursing facility care, or Comprehensive Outpatient Rehabilitation Facility (CORF) services *after* the date when we said your coverage would end.

Here are the steps for Level 2 of the appeal process:

Step 1: You contact the Quality Improvement Organization again and ask for another review.

- You must ask for this review **within 60 days** after the day when the Quality Improvement Organization said *no* to your Level 1 Appeal. You can ask for this review only if you continued getting care after the date that your coverage for the care ended.

Step 2: The Quality Improvement Organization does a second review of your situation.

- Reviewers at the Quality Improvement Organization will take another careful look at all of the information related to your appeal.

Chapter 9. What to do if you have a problem or complaint (coverage decisions, appeals, complaints)

Step 3: Within 14 days of receipt of your appeal request, reviewers will decide on your appeal and tell you their decision.

What happens if the review organization says yes to your appeal?

- **We must reimburse you** for our share of the costs of care you have received since the date when we said your coverage would end. **We must continue providing coverage** for the care for as long as it is medically necessary.
- You must continue to pay your share of the costs and there may be coverage limitations that apply.

What happens if the review organization says no?

- It means they agree with the decision we made to your Level 1 Appeal and will not change it.
- The notice you get will tell you in writing what you can do if you wish to continue with the review process. It will give you the details about how to go on to the next level of appeal, which is handled by an Administrative Law Judge or attorney adjudicator.

Step 4: If the answer is no, you will need to decide whether you want to take your appeal further.

- There are three additional levels of appeal after Level 2, for a total of five levels of appeal. If reviewers turn down your Level 2 Appeal, you can choose whether to accept that decision or to go on to Level 3 and make another appeal. At Level 3, your appeal is reviewed by an Administrative Law Judge or attorney adjudicator.
- Section 10 of this chapter tells more about Levels 3, 4, and 5 of the appeals process.

Section 9.5	What if you miss the deadline for making your Level 1 Appeal?
--------------------	--

You can appeal to us instead

As explained above in Section 9.3, you must act quickly to contact the Quality Improvement Organization to start your first appeal (within a day or two, at the most). If you miss the deadline for contacting this organization, there is another way to make your appeal. If you use this other way of making your appeal, *the first two levels of appeal are different.*

Step-by-Step: How to make a Level 1 Alternate Appeal

If you miss the deadline for contacting the Quality Improvement Organization, you can make an appeal to us, asking for a “fast review.” A fast review is an appeal that uses the fast deadlines instead of the standard deadlines.

Here are the steps for a Level 1 Alternate Appeal:

Legal Terms
A “fast” review (or “fast appeal”) is also called an “expedited appeal.”

Chapter 9. What to do if you have a problem or complaint (coverage decisions, appeals, complaints)

Step 1: Contact us and ask for a “fast review.”

- For details on how to contact us, go to Chapter 2, Section 1 and look for the section called *How to contact us when you are making an appeal about your medical care*.
- **Be sure to ask for a “fast review.”** This means you are asking us to give you an answer using the “fast” deadlines rather than the “standard” deadlines.

Step 2: We do a “fast” review of the decision we made about when to end coverage for your services.

- During this review, we take another look at all of the information about your case. We check to see if we were following all the rules when we set the date for ending the plan’s coverage for services you were receiving.
- We will use the “fast” deadlines rather than the standard deadlines for giving you the answer to this review.

Step 3: We give you our decision within 72 hours after you ask for a “fast review” (“fast appeal”).

- **If we say yes to your fast appeal,** it means we have agreed with you that you need services longer, and will keep providing your covered services for as long as it is medically necessary. It also means that we have agreed to reimburse you for our share of the costs of care you have received since the date when we said your coverage would end. (You must pay your share of the costs and there may be coverage limitations that apply.)
- **If we say no to your fast appeal,** then your coverage will end on the date we told you and we will not pay any share of the costs after this date.
- If you continued to get home health care, or skilled nursing facility care, or Comprehensive Outpatient Rehabilitation Facility (CORF) services *after* the date when we said your coverage would end, then **you will have to pay the full cost** of this care yourself.

Step 4: If we say *no* to your fast appeal, your case will *automatically* go on to the next level of the appeals process.

- To make sure we were following all the rules when we said no to your fast appeal, **we are required to send your appeal to the “Independent Review Organization.”** When we do this, it means that you are *automatically* going on to Level 2 of the appeals process.

Step-by-Step: Level 2 Alternate Appeal Process

During the Level 2 Appeal, the **Independent Review Organization** reviews the decision we made when we said no to your “fast appeal.” This organization decides whether the decision we made should be changed.

Legal Terms
The formal name for the “Independent Review Organization” is the “ Independent Review Entity. ” It is sometimes called the “ IRE. ”

Chapter 9. What to do if you have a problem or complaint (coverage decisions, appeals, complaints)

Step 1: We will automatically forward your case to the Independent Review Organization.

- We are required to send the information for your Level 2 Appeal to the Independent Review Organization within 24 hours of when we tell you that we are saying no to your first appeal. (If you think we are not meeting this deadline or other deadlines, you can make a complaint. The complaint process is different from the appeal process. Section 11 of this chapter tells how to make a complaint.)

Step 2: The Independent Review Organization does a “fast review” of your appeal. The reviewers give you an answer within 72 hours.

- **The Independent Review Organization is an independent organization that is hired by Medicare.** This organization is not connected with our plan and it is not a government agency. This organization is a company chosen by Medicare to handle the job of being the Independent Review Organization. Medicare oversees its work.
- Reviewers at the Independent Review Organization will take a careful look at all of the information related to your appeal.
- **If this organization says *yes* to your appeal,** then we must reimburse you (pay you back) for our share of the costs of care you have received since the date when we said your coverage would end. We must also continue to cover the care for as long as it is medically necessary. You must continue to pay your share of the costs. If there are coverage limitations, these could limit how much we would reimburse or how long we would continue to cover your services.
- **If this organization says *no* to your appeal,** it means they agree with the decision our plan made to your first appeal and will not change it.
 - The notice you get from the Independent Review Organization will tell you in writing what you can do if you wish to continue with the review process. It will give you the details about how to go on to a Level 3 Appeal.

Step 3: If the Independent Review Organization turns down your appeal, you choose whether you want to take your appeal further.

- There are three additional levels of appeal after Level 2, for a total of five levels of appeal. If reviewers say no to your Level 2 Appeal, you can choose whether to accept that decision or whether to go on to Level 3 and make another appeal. At Level 3, your appeal is reviewed by an Administrative Law Judge or attorney adjudicator.
- Section 10 of this chapter tells more about Levels 3, 4, and 5 of the appeals process.

SECTION 10 Taking your appeal to Level 3 and beyond

Section 10.1 Appeal Levels 3, 4 and 5 for Medical Service Requests

This section may be appropriate for you if you have made a Level 1 Appeal and a Level 2 Appeal, and both of your appeals have been turned down.

Chapter 9. What to do if you have a problem or complaint (coverage decisions, appeals, complaints)

If the dollar value of the item or medical service you have appealed meets certain minimum levels, you may be able to go on to additional levels of appeal. If the dollar value is less than the minimum level, you cannot appeal any further. If the dollar value is high enough, the written response you receive to your Level 2 Appeal will explain who to contact and what to do to ask for a Level 3 Appeal.

For most situations that involve appeals, the last three levels of appeal work in much the same way. Here is who handles the review of your appeal at each of these levels.

Level 3 Appeal A judge (called an **Administrative Law Judge**) or an **attorney adjudicator who works for the Federal government** will review your appeal and give you an answer.

- **If the Administrative Law Judge or attorney adjudicator says yes to your appeal, the appeals process may or may not be over** - We will decide whether to appeal this decision to Level 4. Unlike a decision at Level 2 (Independent Review Organization), we have the right to appeal a Level 3 decision that is favorable to you.
 - If we decide *not* to appeal the decision, we must authorize or provide you with the service within 60 calendar days after receiving the Administrative Law Judge's or attorney adjudicator's decision.
 - If we decide to appeal the decision, we will send you a copy of the Level 4 Appeal request with any accompanying documents. We may wait for the Level 4 Appeal decision before authorizing or providing the service in dispute.
- **If the Administrative Law Judge or attorney adjudicator says no to your appeal, the appeals process may or may not be over.**
 - If you decide to accept this decision that turns down your appeal, the appeals process is over.
 - If you do not want to accept the decision, you can continue to the next level of the review process. If the Administrative Law Judge or attorney adjudicator says no to your appeal, the notice you get will tell you what to do next if you choose to continue with your appeal.

Level 4 Appeal The Medicare **Appeals Council** (Council) will review your appeal and give you an answer. The Council is part of the Federal government.

- **If the answer is yes, or if the Council denies our request to review a favorable Level 3 Appeal decision, the appeals process may or may not be over** - We will decide whether to appeal this decision to Level 5. Unlike a decision at Level 2 (Independent Review Organization), we have the right to appeal a Level 4 decision that is favorable to you if the value of the item or medical service meets the required dollar value.
 - If we decide *not* to appeal the decision, we must authorize or provide you with the service within 60 calendar days after receiving the Council's decision.
 - If we decide to appeal the decision, we will let you know in writing.
- **If the answer is no or if the Council denies the review request, the appeals process may or may not be over.**
 - If you decide to accept this decision that turns down your appeal, the appeals process is over.

Chapter 9. What to do if you have a problem or complaint (coverage decisions, appeals, complaints)

- If you do not want to accept the decision, you might be able to continue to the next level of the review process. If the Council says no to your appeal, the notice you get will tell you whether the rules allow you to go on to a Level 5 Appeal. If the rules allow you to go on, the written notice will also tell you who to contact and what to do next if you choose to continue with your appeal.

Level 5 Appeal A judge at the **Federal District Court** will review your appeal.

- This is the last step of the appeals process.

Section 10.2 Appeal Levels 3, 4 and 5 for Part D Drug Requests

This section may be appropriate for you if you have made a Level 1 Appeal and a Level 2 Appeal, and both of your appeals have been turned down.

If the value of the drug you have appealed meets a certain dollar amount, you may be able to go on to additional levels of appeal. If the dollar amount is less, you cannot appeal any further. The written response you receive to your Level 2 Appeal will explain who to contact and what to do to ask for a Level 3 Appeal.

For most situations that involve appeals, the last three levels of appeal work in much the same way. Here is who handles the review of your appeal at each of these levels.

Level 3 Appeal A judge (called an **Administrative Law Judge**) or attorney adjudicator who works for the **Federal** government will review your appeal and give you an answer.

- **If the answer is yes, the appeals process is over.** What you asked for in the appeal has been approved. We must **authorize or provide the drug coverage** that was approved by the Administrative Law Judge or attorney adjudicator **within 72 hours (24 hours for expedited appeals) or make payment no later than 30 calendar days** after we receive the decision.
- **If the answer is no, the appeals process *may or may not* be over.**
 - If you decide to accept this decision that turns down your appeal, the appeals process is over.
 - If you do not want to accept the decision, you can continue to the next level of the review process. If the Administrative Law Judge or attorney adjudicator says no to your appeal, the notice you get will tell you what to do next if you choose to continue with your appeal.

Level 4 Appeal The Medicare **Appeals Council** (Council) will review your appeal and give you an answer. The Council is part of the Federal government.

- **If the answer is yes, the appeals process is over.** What you asked for in the appeal has been approved. We must **authorize or provide the drug coverage** that was approved by the Council **within 72 hours (24 hours for expedited appeals) or make payment no later than 30 calendar days** after we receive the decision.
- **If the answer is no, the appeals process *may or may not* be over.**
 - If you decide to accept this decision that turns down your appeal, the appeals process is over.


Chapter 9. What to do if you have a problem or complaint (coverage decisions, appeals, complaints)

- If you do not want to accept the decision, you might be able to continue to the next level of the review process. If the Council says no to your appeal or denies your request to review the appeal, the notice you get will tell you whether the rules allow you to go on to a Level 5 Appeal. If the rules allow you to go on, the written notice will also tell you who to contact and what to do next if you choose to continue with your appeal.

Level 5 Appeal A judge at the **Federal District Court** will review your appeal.

- This is the last step of the appeals process.

SECTION 11 How to make a complaint about quality of care, waiting times, customer service, or other concerns

 **If your problem is about decisions related to benefits, coverage, or payment, then this section is *not for you*. Instead, you need to use the process for coverage decisions and appeals. Go to Section 5 of this chapter.**

Section 11.1 What kinds of problems are handled by the complaint process?

This section explains how to use the process for making complaints. The complaint process is used for certain types of problems *only*. This includes problems related to quality of care, waiting times, and the customer service you receive. Here are examples of the kinds of problems handled by the complaint process.

If you have any of these kinds of problems, you can “make a complaint”

Complaint	Example
Quality of your medical care	<ul style="list-style-type: none"> • Are you unhappy with the quality of the care you have received (including care in the hospital)?
Respecting your privacy	<ul style="list-style-type: none"> • Do you believe that someone did not respect your right to privacy or shared information about you that you feel should be confidential?
Disrespect, poor customer service, or other negative behaviors	<ul style="list-style-type: none"> • Has someone been rude or disrespectful to you? • Are you unhappy with how our Member Services has treated you? • Do you feel you are being encouraged to leave the plan?
Waiting times	<ul style="list-style-type: none"> • Are you having trouble getting an appointment, or waiting too long to get it? • Have you been kept waiting too long by doctors, pharmacists, or other health professionals? Or by our Member Services or other staff at the plan?

Chapter 9. What to do if you have a problem or complaint (coverage decisions, appeals, complaints)

Complaint	Example
	<ul style="list-style-type: none"> ◦ Examples include waiting too long on the phone, in the waiting room, when getting a prescription, or in the exam room.
Cleanliness	<ul style="list-style-type: none"> • Are you unhappy with the cleanliness or condition of a clinic, hospital, or doctor’s office?
Information you get from us	<ul style="list-style-type: none"> • Do you believe we have not given you a notice that we are required to give? • Do you think written information we have given you is hard to understand?
<p>Timeliness (These types of complaints are all related to the <i>timeliness</i> of our actions related to coverage decisions and appeals)</p>	<p>The process of asking for a coverage decision and making appeals is explained in sections 4-10 of this chapter. If you are asking for a coverage decision or making an appeal, you use that process, not the complaint process.</p> <p>However, if you have already asked us for a coverage decision or made an appeal, and you think that we are not responding quickly enough, you can also make a complaint about our slowness. Here are examples:</p> <ul style="list-style-type: none"> • If you have asked us to give you a “fast coverage decision” or a “fast appeal,” and we have said we will not, you can make a complaint. • If you believe we are not meeting the deadlines for giving you a coverage decision or an answer to an appeal you have made, you can make a complaint. • When a coverage decision we made is reviewed and we are told that we must cover or reimburse you for certain medical services or drugs, there are deadlines that apply. If you think we are not meeting these deadlines, you can make a complaint. • When we do not give you a decision on time, we are required to forward your case to the Independent Review Organization. If we do not do that within the required deadline, you can make a complaint.

Chapter 9. What to do if you have a problem or complaint (coverage decisions, appeals, complaints)**Section 11.2 The formal name for “making a complaint” is “filing a grievance”****Legal Terms**

- What this section calls a **“complaint”** is also called a **“grievance.”**
- Another term for **“making a complaint”** is **“filing a grievance.”**
- Another way to say **“using the process for complaints”** is **“using the process for filing a grievance.”**

Section 11.3 Step-by-step: Making a complaint**Step 1: Contact us promptly – either by phone or in writing.**

- **Usually, calling Member Services is the first step.** If there is anything else you need to do, Member Services will let you know. (800) 665-0898, TTY users please call 711, 7 days a week, 8:00 a.m. to 8:00 p.m., local time.
- **If you do not wish to call (or you called and were not satisfied), you can put your complaint in writing and send it to us.** If you put your complaint in writing, we will respond to your complaint in writing.
- We will try to resolve your complaint over the phone. If you ask for a written response, file a written grievance, or your complaint is related to quality of care, we will respond in writing to you. If we cannot resolve your complaint over the phone, we have a formal procedure to review your complaints. We call this our Member Grievance Process. We will respond to all quality of care grievances in writing, regardless of how the grievance was filed no later than (30) days, unless additional information is needed.

You, or your representative, are entitled to file an expedited grievance whenever Molina asks for an extension relating to an organization’s determination reconsideration, or when we refuse to expedite a request for an organization determination or reconsideration. Molina will respond to these grievances within (24) hours after receipt.

The grievance must be submitted within 60 days of the event or incident. We must address your grievance as quickly as your case requires based on your health status, but no later than 30 days after receiving your complaint. We may extend the time frame by up to 14 days if you ask for the extension, or if we justify a need for additional information and the delay is in your best interest. When we resolve your grievance in whole or in part, our written decision will explain the details, and will tell you about any dispute resolution options you may have.

- **Whether you call or write, you should contact Member Services right away.** The complaint must be made within 60 calendar days after you had the problem you want to complain about.

Chapter 9. What to do if you have a problem or complaint (coverage decisions, appeals, complaints)

- **If you are making a complaint because we denied your request for a “fast coverage decision” or a “fast appeal,” we will automatically give you a “fast” complaint.** If you have a “fast” complaint, it means we will give you **an answer within 24 hours.**

Legal Terms
What this section calls a “fast complaint” is also called an “expedited grievance.”

Step 2: We look into your complaint and give you our answer.

- **If possible, we will answer you right away.** If you call us with a complaint, we may be able to give you an answer on the same phone call. If your health condition requires us to answer quickly, we will do that.
- **Most complaints are answered within 30 calendar days.** If we need more information and the delay is in your best interest or if you ask for more time, we can take up to 14 more calendar days (44 calendar days total) to answer your complaint. If we decide to take extra days, we will tell you in writing.
- **If we do not agree** with some or all of your complaint or don’t take responsibility for the problem you are complaining about, we will let you know. Our response will include our reasons for this answer. We must respond whether we agree with the complaint or not.

Section 11.4 You can also make complaints about quality of care to the Quality Improvement Organization
--

You can make your complaint about the quality of care you received by using the step-by-step process outlined above.

When your complaint is about *quality of care*, you also have two extra options:

- **You can make your complaint to the Quality Improvement Organization.** If you prefer, you can make your complaint about the quality of care you received directly to this organization (*without* making the complaint to us).
 - The Quality Improvement Organization is a group of practicing doctors and other health care experts paid by the Federal government to check and improve the care given to Medicare patients.
 - To find the name, address, and phone number of the Quality Improvement Organization for your state, look in Chapter 2, Section 4 of this booklet. If you make a complaint to this organization, we will work with them to resolve your complaint.
- **Or you can make your complaint to both at the same time.** If you wish, you can make your complaint about quality of care to us and also to the Quality Improvement Organization.

Chapter 9. What to do if you have a problem or complaint (coverage decisions, appeals, complaints)

Section 11.5 You can also tell Medicare about your complaint

You can submit a complaint about Molina Medicare Complete Care (HMO SNP) directly to Medicare. To submit a complaint to Medicare, go to www.medicare.gov/MedicareComplaintForm/home.aspx. Medicare takes your complaints seriously and will use this information to help improve the quality of the Medicare program.

If you have any other feedback or concerns or if you feel the plan is not addressing your issue, call 1-800-MEDICARE (1-800-633-4227). TTY/TDD users can call 1-877-486-2048.

PROBLEMS ABOUT YOUR MEDICAID BENEFITS**SECTION 12 Handling problems about your Medicaid benefits**

For more information on Medicaid-covered benefits and/or processes, you should contact Member Services (phone numbers are printed on the back cover of this booklet) or your State Medicaid Office (the contact information is listed in Chapter 2, Section 6).

CHAPTER 10

Ending your membership in the plan

Chapter 10. Ending your membership in the plan

Chapter 10. Ending your membership in the plan

SECTION 1	Introduction	212
Section 1.1	This chapter focuses on ending your membership in our plan	212
SECTION 2	When can you end your membership in our plan?	212
Section 2.1	You may be able to end your membership because you have Medicare and Medicaid	212
Section 2.2	You can end your membership during the Annual Enrollment Period	213
Section 2.3	You can end your membership during the Medicare Advantage Open Enrollment Period	214
Section 2.4	In certain situations, you can end your membership during a Special Enrollment Period	214
Section 2.5	Where can you get more information about when you can end your membership?	215
SECTION 3	How do you end your membership in our plan?	216
Section 3.1	Usually, you end your membership by enrolling in another plan	216
SECTION 4	Until your membership ends, you must keep getting your medical services and drugs through our plan	217
Section 4.1	Until your membership ends, you are still a member of our plan	217
SECTION 5	Molina Medicare Complete Care (HMO SNP) must end your membership in the plan in certain situations	217
Section 5.1	When must we end your membership in the plan?	217
Section 5.2	We <u>cannot</u> ask you to leave our plan for any reason related to your health	218
Section 5.3	You have the right to make a complaint if we end your membership in our plan	218

Chapter 10. Ending your membership in the plan

SECTION 1 Introduction

Section 1.1 This chapter focuses on ending your membership in our plan

Ending your membership in Molina Medicare Complete Care (HMO SNP) may be **voluntary** (your own choice) or **involuntary** (not your own choice):

- You might leave our plan because you have decided that you *want* to leave.
 - There are only certain times during the year, or certain situations, when you may voluntarily end your membership in the plan. Section 2 tells you when you can end your membership in the plan. Section 2 tells you about the types of plans you can enroll in and when your enrollment in your new coverage will begin.
 - The process for voluntarily ending your membership varies depending on what type of new coverage you are choosing. Section 3 tells you *how* to end your membership in each situation.
- There are also limited situations where you do not choose to leave, but we are required to end your membership. Section 5 tells you about situations when we must end your membership.

If you are leaving our plan, you must continue to get your medical care through our plan until your membership ends.

SECTION 2 When can you end your membership in our plan?

You may end your membership in our plan only during certain times of the year, known as enrollment periods. All members have the opportunity to leave the plan during the Annual Enrollment Period and during the Medicare Advantage Open Enrollment Period. In certain situations, you may also be eligible to leave the plan at other times of the year.

Section 2.1 You may be able to end your membership because you have Medicare and Medicaid

Most people with Medicare can end their membership only during certain times of the year. Because you have Medicaid, you may be able to end your membership in our plan or switch to a different plan one time during each of the following Special Enrollment Periods:

- January to March
- April to June
- July to September

If you joined our plan during one of these periods, you'll have to wait for the next period to end your membership or switch to a different plan. You can't use this Special Enrollment Period to end your membership in our plan between October and December. However, all people with Medicare can make changes from October 15 – December 7 during the Annual Enrollment Period. Section 2.2 tells you more about the Annual Enrollment Period.

Chapter 10. Ending your membership in the plan

- **What type of plan can you switch to?** If you decide to change to a new plan, you can choose any of the following types of Medicare plans:
 - Another Medicare health plan. (You can choose a plan that covers prescription drugs or one that does not cover prescription drugs.)
 - Original Medicare *with* a separate Medicare prescription drug plan
 - If you switch to Original Medicare and do not enroll in a separate Medicare prescription drug plan, Medicare may enroll you in a drug plan, unless you have opted out of automatic enrollment.

Note: If you disenroll from Medicare prescription drug coverage and go without “creditable” prescription drug coverage for a continuous period of 63 days or more, you may have to pay a Part D late enrollment penalty if you join a Medicare drug plan later. (“Creditable” coverage means the coverage is expected to pay, on average, at least as much as Medicare’s standard prescription drug coverage.)

Contact your State Medicaid Office to learn about your Medicaid plan options (telephone numbers are in Chapter 2, Section 6 of this booklet).

- **When will your membership end?** Your membership will usually end on the first day of the month after we receive your request to change your plans. Your enrollment in your new plan will also begin on this day.

Section 2.2 You can end your membership during the Annual Enrollment Period

You can end your membership during the Annual Enrollment Period (also known as the “Annual Open Enrollment Period”). This is the time when you should review your health and drug coverage and make a decision about your coverage for the upcoming year.

- **When is the Annual Enrollment Period?** This happens from October 15 to December 7.
- **What type of plan can you switch to during the Annual Enrollment Period?** You can choose to keep your current coverage or make changes to your coverage for the upcoming year. If you decide to change to a new plan, you can choose any of the following types of plans:
 - Another Medicare health plan. (You can choose a plan that covers prescription drugs or one that does not cover prescription drugs.)
 - Original Medicare *with* a separate Medicare prescription drug plan
 - *or* – Original Medicare *without* a separate Medicare prescription drug plan.

If you receive “Extra Help” from Medicare to pay for your prescription drugs: If you switch to Original Medicare and do not enroll in a separate Medicare prescription drug plan, Medicare may enroll you in a drug plan, unless you have opted out of automatic enrollment.

Note: If you disenroll from Medicare prescription drug coverage and go without creditable prescription drug coverage for 63 days or more in a row, you may have to pay a Part D late enrollment penalty if you join a Medicare drug plan later. (“Creditable” coverage means the coverage is expected to pay, on average, at least as much as Medicare’s standard prescription drug coverage.) See Chapter 1, Section 5 for more information about the late enrollment penalty.

Chapter 10. Ending your membership in the plan

- **When will your membership end?** Your membership will end when your new plan's coverage begins on January 1.

Section 2.3 You can end your membership during the Medicare Advantage Open Enrollment Period

You have the opportunity to make *one* change to your health coverage during the **Medicare Advantage Open Enrollment Period**.

- **When is the annual Medicare Advantage Open Enrollment Period?** This happens every year from January 1 to March 31.
- **What type of plan can you switch to during the annual Medicare Advantage Open Enrollment Period?** During this time, you can:
 - Switch to another Medicare Advantage Plan. (You can choose a plan that covers prescription drugs or one that does not cover prescription drugs.)
 - Disenroll from our plan and obtain coverage through Original Medicare. If you choose to switch to Original Medicare during this period, you can also join a separate Medicare prescription drug plan at that time.
- **When will your membership end?** Your membership will end on the first day of the month after you enroll in a different Medicare Advantage plan or we get your request to switch to Original Medicare. If you also choose to enroll in a Medicare prescription drug plan, your membership in the drug plan will begin the first day of the month after the drug plan gets your enrollment request.

Section 2.4 In certain situations, you can end your membership during a Special Enrollment Period

In certain situations, you may be eligible to end your membership at other times of the year. This is known as a **Special Enrollment Period**.

- **Who is eligible for a Special Enrollment Period?** If any of the following situations apply to you, you may be eligible to end your membership during a Special Enrollment Period. These are just examples, for the full list you can contact the plan, call Medicare, or visit the Medicare website (www.medicare.gov):
 - Usually, when you have moved
 - If you have Medicaid
 - If you are eligible for “Extra Help” with paying for your Medicare prescriptions
 - If we violate our contract with you
 - If you are getting care in an institution, such as a nursing home or long-term care (LTC) hospital
 - If you enroll in the Program of All-inclusive Care for the Elderly (PACE)
 - **Note:** If you're in a drug management program, you may not be able to change plans. Chapter 5, Section 10 tells you more about drug management programs.

Chapter 10. Ending your membership in the plan

Note: Section 2.1 tells you more about the special enrollment period for people with Medicaid.

- **When are Special Enrollment Periods?** The enrollment periods vary depending on your situation.
- **What can you do?** To find out if you are eligible for a Special Enrollment Period, please call Medicare at 1-800-MEDICARE (1-800-633-4227), 24 hours a day, 7 days a week. TTY users call 1-877-486-2048. If you are eligible to end your membership because of a special situation, you can choose to change both your Medicare health coverage and prescription drug coverage. This means you can choose any of the following types of plans:
 - Another Medicare health plan. (You can choose a plan that covers prescription drugs or one that does not cover prescription drugs.)
 - Original Medicare *with* a separate Medicare prescription drug plan
 - – *or* – Original Medicare *without* a separate Medicare prescription drug plan.

If you receive “Extra Help” from Medicare to pay for your prescription drugs: If you switch to Original Medicare and do not enroll in a separate Medicare prescription drug plan, Medicare may enroll you in a drug plan, unless you have opted out of automatic enrollment.

Note: If you disenroll from Medicare prescription drug coverage and go without creditable prescription drug coverage for a continuous period of 63 days or more, you may have to pay a Part D late enrollment penalty if you join a Medicare drug plan later. (“Creditable” coverage means the coverage is expected to pay, on average, at least as much as Medicare’s standard prescription drug coverage.) See Chapter 1, Section 4 for more information about the late enrollment penalty.

- **When will your membership end?** Your membership will usually end on the first day of the month after your request to change your plan is received.

Note: Sections 2.1 and 2.2 tell you more about the special enrollment period for people with Medicaid and Extra Help.

Section 2.5 Where can you get more information about when you can end your membership?

If you have any questions or would like more information on when you can end your membership:

- You can **call Member Services** (phone numbers are printed on the back cover of this booklet).
- You can find the information in the *Medicare & You 2021* Handbook.
 - Everyone with Medicare receives a copy of *Medicare & You* each fall. Those new to Medicare receive it within a month after first signing up.
 - You can also download a copy from the Medicare website (www.medicare.gov). Or, you can order a printed copy by calling Medicare at the number below.
- You can contact **Medicare** at 1-800-MEDICARE (1-800-633-4227), 24 hours a day, 7 days a week. TTY users should call 1-877-486-2048.

Chapter 10. Ending your membership in the plan**SECTION 3 How do you end your membership in our plan?****Section 3.1 Usually, you end your membership by enrolling in another plan**

Usually, to end your membership in our plan, you simply enroll in another Medicare plan. However, if you want to switch from our plan to Original Medicare but you have not selected a separate Medicare prescription drug plan, you must ask to be disenrolled from our plan. There are two ways you can ask to be disenrolled:

- You can make a request in writing to us. Contact Member Services if you need more information on how to do this (phone numbers are printed on the back cover of this booklet).
- --or-- You can contact Medicare at 1-800-MEDICARE (1-800-633-4227), 24 hours a day, 7 days a week. TTY users should call 1-877-486-2048.

The table below explains how you should end your membership in our plan.

If you would like to switch from our plan to:	This is what you should do:
<ul style="list-style-type: none"> • Another Medicare health plan. 	<ul style="list-style-type: none"> • Enroll in the new Medicare health plan. Your new coverage will begin on the first day of the following month. You will automatically be disenrolled from Molina Medicare Complete Care (HMO SNP) when your new plan's coverage begins.
<ul style="list-style-type: none"> • Original Medicare <i>with</i> a separate Medicare prescription drug plan. 	<ul style="list-style-type: none"> • Enroll in the new Medicare prescription drug plan. Your new coverage will begin on the first day of the following month. You will automatically be disenrolled from Molina Medicare Complete Care (HMO SNP) when your new plan's coverage begins.
<ul style="list-style-type: none"> • Original Medicare <i>without</i> a separate Medicare prescription drug plan. <ul style="list-style-type: none"> ◦ If you switch to Original Medicare and do not enroll in a separate Medicare prescription drug plan, Medicare may enroll you in a drug plan, unless you have opted out of automatic enrollment. ◦ If you disenroll from Medicare prescription drug coverage and go 63 days or more in a row without creditable prescription drug coverage, you may have to pay a late enrollment penalty if you join a Medicare drug plan later. 	<ul style="list-style-type: none"> • Send us a written request to disenroll. Contact Member Services if you need more information on how to do this (phone numbers are printed on the back cover of this booklet). • You can also contact Medicare, at 1-800-MEDICARE (1-800-633-4227), 24 hours a day, 7 days a week, and ask to be disenrolled. TTY users should call 1-877-486-2048. • You will be disenrolled from Molina Medicare Complete Care (HMO SNP) when your coverage in Original Medicare begins.

Chapter 10. Ending your membership in the plan

For questions about your California Department of Health Care Services benefits, contact California Department of Health Care Services, (916) 449-5000, TTY: 711, Monday - Friday 8:00 a.m. - 5:00 p.m., local time. Ask how joining another plan or returning to Original Medicare affects how you get your Medicaid coverage.

SECTION 4 Until your membership ends, you must keep getting your medical services and drugs through our plan

Section 4.1 Until your membership ends, you are still a member of our plan

If you leave Molina Medicare Complete Care (HMO SNP), it may take time before your membership ends and your new Medicare coverage goes into effect. (See Section 2 for information on when your new coverage begins.) During this time, you must continue to get your medical care and prescription drugs through our plan.

- **You should continue to use our network pharmacies to get your prescriptions filled until your membership in our plan ends.** Usually, your prescription drugs are only covered if they are filled at a network pharmacy including through our mail-order pharmacy services.
- **If you are hospitalized on the day that your membership ends, your hospital stay will usually be covered by our plan until you are discharged** (even if you are discharged after your new health coverage begins).

SECTION 5 Molina Medicare Complete Care (HMO SNP) must end your membership in the plan in certain situations

Section 5.1 When must we end your membership in the plan?

Molina Medicare Complete Care (HMO SNP) must end your membership in the plan if any of the following happen:

- If you no longer have Medicare Part A and Part B.
- If you are no longer eligible for Medicaid. As stated in Chapter 1, Section 2.1, our plan is for people who are eligible for both Medicare and Medicaid.
- When Molina Medicare determines you no longer meet the eligibility requirements you will receive a notification letter stating the reason for the possible disenrollment. You will then have six (6) months from the date of the letter to respond for reconsideration of your membership eligibility in the Plan.
- If you move out of our service area.
- If you are away from our service area for more than six months.
 - If you move or take a long trip, you need to call Member Services to find out if the place you are moving or traveling to is in our plan's area. (Phone numbers for Member Services are printed on the back cover of this booklet.)

Chapter 10. Ending your membership in the plan

- If you become incarcerated (go to prison).
- If you are not a United States citizen or lawfully present in the United States.
- If you lie about or withhold information about other insurance you have that provides prescription drug coverage.
- If you intentionally give us incorrect information when you are enrolling in our plan and that information affects your eligibility for our plan. (We cannot make you leave our plan for this reason unless we get permission from Medicare first.)
- If you continuously behave in a way that is disruptive and makes it difficult for us to provide medical care for you and other members of our plan. (We cannot make you leave our plan for this reason unless we get permission from Medicare first.)
- If you let someone else use your membership card to get medical care. (We cannot make you leave our plan for this reason unless we get permission from Medicare first.)
 - If we end your membership because of this reason, Medicare may have your case investigated by the Inspector General.
- If you are required to pay the extra Part D amount because of your income and you do not pay it, Medicare will disenroll you from our plan.

Where can you get more information?

If you have questions or would like more information on when we can end your membership:

- You can call **Member Services** for more information (phone numbers are printed on the back cover of this booklet).

Section 5.2 We <u>cannot</u> ask you to leave our plan for any reason related to your health
--

Molina Medicare Complete Care (HMO SNP) is not allowed to ask you to leave our plan for any reason related to your health.

What should you do if this happens?

If you feel that you are being asked to leave our plan because of a health-related reason, you should call Medicare at 1-800-MEDICARE (1-800-633-4227). TTY users should call 1-877-486-2048. You may call 24 hours a day, 7 days a week.

Section 5.3 You have the right to make a complaint if we end your membership in our plan
--

If we end your membership in our plan, we must tell you our reasons in writing for ending your membership. We must also explain how you can file a grievance or make a complaint about our decision to end your membership. You can also look in Chapter 9, Section 11 for information about how to make a complaint.

CHAPTER 11

Legal notices

Chapter 11. Legal notices

Chapter 11. Legal notices

SECTION 1 Notice about governing law221

SECTION 2 Notice about nondiscrimination221

SECTION 3 Notice about Medicare Secondary Payer subrogation rights 221

Chapter 11. Legal notices

SECTION 1 Notice about governing law

Many laws apply to this *Evidence of Coverage* and some additional provisions may apply because they are required by law. This may affect your rights and responsibilities even if the laws are not included or explained in this document. The principal law that applies to this document is Title XVIII of the Social Security Act and the regulations created under the Social Security Act by the Centers for Medicare & Medicaid Services, or CMS. In addition, other Federal laws may apply and, under certain circumstances, the laws of the state you live in.

SECTION 2 Notice about nondiscrimination

Our plan must obey laws that protect you from discrimination or unfair treatment. **We don't discriminate** based on race, ethnicity, national origin, color, religion, sex, gender, age, mental or physical disability, health status, claims experience, medical history, genetic information, evidence of insurability, or geographic location within the service area. All organizations that provide Medicare Advantage plans, like our plan, must obey Federal laws against discrimination, including Title VI of the Civil Rights Act of 1964, the Rehabilitation Act of 1973, the Age Discrimination Act of 1975, the Americans with Disabilities Act, Section 1557 of the Affordable Care Act, all other laws that apply to organizations that get Federal funding, and any other laws and rules that apply for any other reason.

If you want more information or have concerns about discrimination or unfair treatment, please call the Department of Health and Human Services' Office for Civil Rights at 1-800-368-1019 (TTY 1-800-537-7697) or your local Office for Civil Rights.

If you have a disability and need help with access to care, please call us at Member Services (phone numbers are printed on the back cover of this booklet). If you have a complaint, such as a problem with wheelchair access, Member Services can help.

SECTION 3 Notice about Medicare Secondary Payer subrogation rights

We have the right and responsibility to collect for covered Medicare services for which Medicare is not the primary payer. According to CMS regulations at 42 CFR sections 422.108 and 423.462, Molina Medicare Complete Care (HMO SNP), as a Medicare Advantage Organization, will exercise the same rights of recovery that the Secretary exercises under CMS regulations in subparts B through D of part 411 of 42 CFR and the rules established in this section supersede any State laws.

CHAPTER 12

Definitions of important words

Chapter 12. Definitions of important words

Chapter 12. Definitions of important words

Ambulatory Surgical Center – An Ambulatory Surgical Center is an entity that operates exclusively for the purpose of furnishing outpatient surgical services to patients not requiring hospitalization and whose expected stay in the center does not exceed 24 hours.

Appeal – An appeal is something you do if you disagree with our decision to deny a request for coverage of health care services or prescription drugs or payment for services or drugs you already received. You may also make an appeal if you disagree with our decision to stop services that you are receiving. For example, you may ask for an appeal if we don't pay for a drug, item, or service you think you should be able to receive. Chapter 9 explains appeals, including the process involved in making an appeal.

Benefit Period – The way that both our plan and Original Medicare measures your use of hospital and skilled nursing facility (SNF) services. A benefit period begins the day you go into a hospital or skilled nursing facility. The benefit period ends when you haven't received any inpatient hospital care (or skilled care in a SNF) for 60 days in a row. If you go into a hospital or a skilled nursing facility after one benefit period has ended, a new benefit period begins. There is no limit to the number of benefit periods.

Brand Name Drug – A prescription drug that is manufactured and sold by the pharmaceutical company that originally researched and developed the drug. Brand name drugs have the same active-ingredient formula as the generic version of the drug. However, generic drugs are manufactured and sold by other drug manufacturers and are generally not available until after the patent on the brand name drug has expired.

Catastrophic Coverage Stage – The stage in the Part D Drug Benefit where you pay no copayment or coinsurance for your drugs after you or other qualified parties on your behalf have spent \$6,550 in covered drugs during the covered year.

Centers for Medicare & Medicaid Services (CMS) – The Federal agency that administers Medicare. Chapter 2 explains how to contact CMS.

Coinsurance – An amount you may be required to pay as your share of the cost for services or prescription drugs after you pay any deductibles. Coinsurance is usually a percentage (for example, 20%).

Complaint — The formal name for “making a complaint” is “filing a grievance.” The complaint process is used for certain types of problems *only*. This includes problems related to quality of care, waiting times, and the customer service you receive. See also “Grievance,” in this list of definitions.

Comprehensive Outpatient Rehabilitation Facility (CORF) – A facility that mainly provides rehabilitation services after an illness or injury, and provides a variety of services including physical therapy, social or psychological services, respiratory therapy, occupational therapy and speech-language pathology services, and home environment evaluation services.

Copayment (or “copay”) – An amount you may be required to pay as your share of the cost for a medical service or supply, like a doctor's visit, hospital outpatient visit, or a prescription drug. A copayment is a set amount, rather than a percentage. For example, you might pay \$10 or \$20 for a doctor's visit or prescription drug.

Cost sharing – Cost sharing refers to amounts that a member has to pay when services or drugs are received. Cost sharing includes any combination of the following three types of payments: (1) any deductible amount a plan may impose before services or drugs are covered; (2) any fixed “copayment” amount that a plan requires when a specific service or drug is received; or (3) any “coinsurance” amount, a percentage of the total amount paid for a service

Chapter 12. Definitions of important words

or drug that a plan requires when a specific service or drug is received. A “daily cost sharing rate” may apply when your doctor prescribes less than a full month’s supply of certain drugs for you and you are required to pay a copayment.

Cost Sharing Tier – Every drug on the list of covered drugs is in one of five (5) cost sharing tiers. In general, the higher the cost sharing tier, the higher your cost for the drug.

Coverage Determination – A decision about whether a drug prescribed for you is covered by the plan and the amount, if any, you are required to pay for the prescription. In general, if you bring your prescription to a pharmacy and the pharmacy tells you the prescription isn’t covered under your plan, that isn’t a coverage determination. You need to call or write to your plan to ask for a formal decision about the coverage. Coverage determinations are called “coverage decisions” in this booklet. Chapter 9 explains how to ask us for a coverage decision.

Covered Drugs – The term we use to mean all of the prescription drugs covered by our plan.

Covered Services – The general term we use to mean all of the health care services and supplies that are covered by our plan.

Creditable Prescription Drug Coverage – Prescription drug coverage (for example, from an employer or union) that is expected to pay, on average, at least as much as Medicare’s standard prescription drug coverage. People who have this kind of coverage when they become eligible for Medicare can generally keep that coverage without paying a penalty, if they decide to enroll in Medicare prescription drug coverage later.

Custodial Care – Custodial care is personal care provided in a nursing home, hospice, or other facility setting when you do not need skilled medical care or skilled nursing care. Custodial care is personal care that can be provided by people who don’t have professional skills or training, such as help with activities of daily living like bathing, dressing, eating, getting in or out of a bed or chair, moving around, and using the bathroom. It may also include the kind of health-related care that most people do themselves, like using eye drops. Medicare doesn’t pay for custodial care.

Daily cost sharing rate – A “daily cost sharing rate” may apply when your doctor prescribes less than a full month’s supply of certain drugs for you and you are required to pay a copayment. A daily cost sharing rate is the copayment divided by the number of days in a month’s supply. Here is an example: If your copayment for a one-month supply of a drug is \$30, and a one-month’s supply in your plan is 30 days, then your “daily cost sharing rate” is \$1 per day. This means you pay \$1 for each day’s supply when you fill your prescription.

Deductible – The amount you must pay for health care or prescriptions before our plan begins to pay.

Disenroll or Disenrollment – The process of ending your membership in our plan. Disenrollment may be voluntary (your own choice) or involuntary (not your own choice).

Dispensing Fee – A fee charged each time a covered drug is dispensed to pay for the cost of filling a prescription. The dispensing fee covers costs such as the pharmacist’s time to prepare and package the prescription.

Dual Eligible Individual – A person who qualifies for Medicare and Medicaid coverage.

Durable Medical Equipment (DME) – Certain medical equipment that is ordered by your doctor for medical reasons. Examples include walkers, wheelchairs, crutches, powered mattress systems, diabetic supplies, IV infusion pumps, speech generating devices, oxygen equipment, nebulizers, or hospital beds ordered by a provider for use in the home.

Chapter 12. Definitions of important words

Emergency – A medical emergency is when you, or any other prudent layperson with an average knowledge of health and medicine, believe that you have medical symptoms that require immediate medical attention to prevent loss of life, loss of a limb, or loss of function of a limb. The medical symptoms may be an illness, injury, severe pain, or a medical condition that is quickly getting worse.

Emergency Care – Covered services that are: (1) rendered by a provider qualified to furnish emergency services; and (2) needed to treat, evaluate, or stabilize an emergency medical condition.

Evidence of Coverage (EOC) and Disclosure Information – This document, along with your enrollment form and any other attachments, riders, or other optional coverage selected, which explains your coverage, what we must do, your rights, and what you have to do as a member of our plan.

Exception – A type of coverage decision that, if approved, allows you to get a drug that is not on your plan sponsor’s formulary (a formulary exception), or get a non-preferred drug at a lower cost sharing level (a tiering exception). You may also request an exception if your plan sponsor requires you to try another drug before receiving the drug you are requesting, or the plan limits the quantity or dosage of the drug you are requesting (a formulary exception).

Extra Help – A Medicare program to help people with limited income and resources pay Medicare prescription drug program costs, such as premiums, deductibles, and coinsurance.

Generic Drug – A prescription drug that is approved by the Food and Drug Administration (FDA) as having the same active ingredient(s) as the brand name drug. Generally, a “generic” drug works the same as a brand name drug and usually costs less.

Grievance – A type of complaint you make about us or pharmacies, including a complaint concerning the quality of your care. This type of complaint does not involve coverage or payment disputes.

Home Health Aide – A home health aide provides services that don’t need the skills of a licensed nurse or therapist, such as help with personal care (e.g., bathing, using the toilet, dressing, or carrying out the prescribed exercises). Home health aides do not have a nursing license or provide therapy.

Hospice – A member who has 6 months or less to live has the right to elect hospice. We, your plan, must provide you with a list of hospices in your geographic area. If you elect hospice and continue to pay premiums you are still a member of our plan. You can still obtain all medically necessary services as well as the supplemental benefits we offer. The hospice will provide special treatment for your state.

Hospital Inpatient Stay – A hospital stay when you have been formally admitted to the hospital for skilled medical services. Even if you stay in the hospital overnight, you might still be considered an “outpatient.”

Income Related Monthly Adjustment Amount (IRMAA) – If your modified adjusted gross income as reported on your IRS tax return from 2 years ago is above a certain amount, you’ll pay the standard premium amount and an Income Related Monthly Adjustment Amount, also known as IRMAA. IRMAA is an extra charge added to your premium. Less than 5% of people with Medicare are affected, so most people will not pay a higher premium.

Initial Coverage Limit – The maximum limit of coverage under the Initial Coverage Stage.

Initial Coverage Stage – This is the stage before your total drug costs including amounts you have paid and what your plan has paid on your behalf for the year have reached \$6,550.

Initial Enrollment Period – When you are first eligible for Medicare, the period of time when you can sign up for Medicare Part A and Part B. For example, if you’re eligible for Medicare when you turn 65, your Initial

Chapter 12. Definitions of important words

Enrollment Period is the 7-month period that begins 3 months before the month you turn 65, includes the month you turn 65, and ends 3 months after the month you turn 65.

Institutional Special Needs Plan (SNP) – A Special Needs Plan that enrolls eligible individuals who continuously reside or are expected to continuously reside for 90 days or longer in a long-term care (LTC) facility. These LTC facilities may include a skilled nursing facility (SNF); nursing facility (NF); (SNF/NF); an intermediate care facility for the mentally retarded (ICF/MR); and/or an inpatient psychiatric facility. An institutional Special Needs Plan to serve Medicare residents of LTC facilities must have a contractual arrangement with (or own and operate) the specific LTC facility(ies).

Institutional Equivalent Special Needs Plan (SNP) – An institutional Special Needs Plan that enrolls eligible individuals living in the community but requiring an institutional level of care based on the State assessment. The assessment must be performed using the same respective State level of care assessment tool and administered by an entity other than the organization offering the plan. This type of Special Needs Plan may restrict enrollment to individuals that reside in a contracted assisted living facility (ALF) if necessary to ensure uniform delivery of specialized care.

List of Covered Drugs (Formulary or “Drug List”) – A list of prescription drugs covered by the plan. The drugs on this list are selected by the plan with the help of doctors and pharmacists. The list includes both brand name and generic drugs.

Low Income Subsidy (LIS) – See “Extra Help.”

Maximum Out-of-Pocket Amount – The most that you pay out-of-pocket during the calendar year for covered Part A and Part B services. Amounts you pay for your plan premiums, Medicare Part A and Part B premiums, and prescription drugs do not count toward the maximum out-of-pocket amount. (Note: Because our members also get assistance from Medicaid, very few members ever reach this out-of-pocket maximum.) See Chapter 4, Section 1, for information about your maximum out-of-pocket amount.

Medicaid (or Medical Assistance) – A joint Federal and state program that helps with medical costs for some people with low incomes and limited resources. Medicaid programs vary from state to state, but most health care costs are covered if you qualify for both Medicare and Medicaid. See Chapter 2, Section 6 for information about how to contact Medicaid in your state.

Medically Accepted Indication – A use of a drug that is either approved by the Food and Drug Administration or supported by certain reference books. See Chapter 5, Section 3 for more information about a medically accepted indication.

Medically Necessary – Services, supplies, or drugs that are needed for the prevention, diagnosis, or treatment of your medical condition and meet accepted standards of medical practice.

Medicare – The Federal health insurance program for people 65 years of age or older, some people under age 65 with certain disabilities, and people with End-Stage Renal Disease (generally those with permanent kidney failure who need dialysis or a kidney transplant). People with Medicare can get their Medicare health coverage through Original Medicare, a PACE plan, or a Medicare Advantage Plan.

Medicare Advantage Open Enrollment Period – A set time each year when members in a Medicare Advantage plan can cancel their plan enrollment and switch to another Medicare Advantage plan, or obtain coverage through Original Medicare. If you choose to switch to Original Medicare during this period, you can also join a separate

Chapter 12. Definitions of important words

Medicare prescription drug plan at that time. The Medicare Advantage Open Enrollment Period is from January 1 until March 31, and is also available for a 3-month period after an individual is first eligible for Medicare.

Medicare Advantage (MA) Plan – Sometimes called Medicare Part C. A plan offered by a private company that contracts with Medicare to provide you with all your Medicare Part A and Part B benefits. A Medicare Advantage Plan can be an HMO, PPO, a Private Fee-for-Service (PFFS) plan, or a Medicare Medical Savings Account (MSA) plan. When you are enrolled in a Medicare Advantage Plan, Medicare services are covered through the plan, and are not paid for under Original Medicare. In most cases, Medicare Advantage Plans also offer Medicare Part D (prescription drug coverage). These plans are called **Medicare Advantage Plans with Prescription Drug Coverage**. Everyone who has Medicare Part A and Part B is eligible to join any Medicare Advantage health plan that is offered in their area.

Medicare Coverage Gap Discount Program – A program that provides discounts on most covered Part D brand name drugs to Part D members who have reached the Coverage Gap Stage and who are not already receiving “Extra Help.” Discounts are based on agreements between the Federal government and certain drug manufacturers. For this reason, most, but not all, brand name drugs are discounted.

Medicare-Covered Services – Services covered by Medicare Part A and Part B. All Medicare health plans, including our plan, must cover all of the services that are covered by Medicare Part A and B.

Medicare Health Plan – A Medicare health plan is offered by a private company that contracts with Medicare to provide Part A and Part B benefits to people with Medicare who enroll in the plan. This term includes all Medicare Advantage Plans, Medicare Cost Plans, Demonstration/Pilot Programs, and Programs of All-inclusive Care for the Elderly (PACE).

Medicare Prescription Drug Coverage (Medicare Part D) – Insurance to help pay for outpatient prescription drugs, vaccines, biologicals, and some supplies not covered by Medicare Part A or Part B.

“Medigap” (Medicare Supplement Insurance) Policy – Medicare supplement insurance sold by private insurance companies to fill “gaps” in Original Medicare. Medigap policies only work with Original Medicare. (A Medicare Advantage Plan is not a Medigap policy.)

Member (Member of our Plan, or “Plan Member”) – A person with Medicare who is eligible to get covered services, who has enrolled in our plan and whose enrollment has been confirmed by the Centers for Medicare & Medicaid Services (CMS).

Member Services – A department within our plan responsible for answering your questions about your membership, benefits, grievances, and appeals. See Chapter 2 for information about how to contact Member Services.

Network Pharmacy – A network pharmacy is a pharmacy where members of our plan can get their prescription drug benefits. We call them “network pharmacies” because they contract with our plan. In most cases, your prescriptions are covered only if they are filled at one of our network pharmacies.

Network Provider – “Provider” is the general term we use for doctors, other health care professionals, hospitals, and other health care facilities that are licensed or certified by Medicare and by the State to provide health care services. We call them “**network providers**” when they have an agreement with our plan to accept our payment as payment in full, and in some cases to coordinate as well as provide covered services to members of our plan. Our plan pays network providers based on the agreements it has with the providers or if the providers agree to provide you with plan-covered services. Network providers may also be referred to as “plan providers.”

Chapter 12. Definitions of important words

Organization Determination – The Medicare Advantage plan has made an organization determination when it makes a decision about whether items or services are covered or how much you have to pay for covered items or services. Organization determinations are called “coverage decisions” in this booklet. Chapter 9 explains how to ask us for a coverage decision.

Original Medicare (“Traditional Medicare” or “Fee-for-service” Medicare) – Original Medicare is offered by the government, and not a private health plan like Medicare Advantage Plans and prescription drug plans. Under Original Medicare, Medicare services are covered by paying doctors, hospitals, and other health care providers payment amounts established by Congress. You can see any doctor, hospital, or other health care provider that accepts Medicare. You must pay the deductible. Medicare pays its share of the Medicare-approved amount, and you pay your share. Original Medicare has two parts: Part A (Hospital Insurance) and Part B (Medical Insurance) and is available everywhere in the United States.

Out-of-Network Pharmacy – A pharmacy that doesn’t have a contract with our plan to coordinate or provide covered drugs to members of our plan. As explained in this Evidence of Coverage, most drugs you get from out-of-network pharmacies are not covered by our plan unless certain conditions apply.

Out-of-Network Provider or Out-of-Network Facility – A provider or facility with which we have not arranged to coordinate or provide covered services to members of our plan. Out-of-network providers are providers that are not employed, owned, or operated by our plan or are not under contract to deliver covered services to you. Using out-of-network providers or facilities is explained in this booklet in Chapter 3.

Out-of-Pocket Costs – See the definition for “cost sharing” above. A member’s cost sharing requirement to pay for a portion of services or drugs received is also referred to as the member’s “out-of-pocket” cost requirement.

PACE plan – A PACE (Program of All-Inclusive Care for the Elderly) plan combines medical, social, and long-term care (LTC) services for frail people to help people stay independent and living in their community (instead of moving to a nursing home) as long as possible, while getting the high-quality care they need. People enrolled in PACE plans receive both their Medicare and Medicaid benefits through the plan.

Part C – see “**Medicare Advantage (MA) Plan.**”

Part D – The voluntary Medicare Prescription Drug Benefit Program. (For ease of reference, we will refer to the prescription drug benefit program as Part D.)

Part D Drugs – Drugs that can be covered under Part D. We may or may not offer all Part D drugs. (See your formulary for a specific list of covered drugs.) Certain categories of drugs were specifically excluded by Congress from being covered as Part D drugs.

Part D Late Enrollment Penalty – An amount added to your monthly premium for Medicare drug coverage if you go without creditable coverage (coverage that is expected to pay, on average, at least as much as standard Medicare prescription drug coverage) for a continuous period of 63 days or more after you are a first eligible to join a Part D plan. You pay this higher amount as long as you have a Medicare drug plan. There are some exceptions. For example, if you receive “Extra Help” from Medicare to pay your prescription drug plan costs, you will not pay a late enrollment penalty. If you lose Extra Help, you may be subject to the late enrollment penalty if you go 63 days or more in a row without Part D or other creditable prescription drug coverage.

If you ever lose your low income subsidy (“Extra Help”), you would be subject to the monthly Part D late enrollment penalty if you have ever gone without creditable prescription drug coverage for 63 days or more.

Chapter 12. Definitions of important words

Preferred Provider Organization (PPO) Plan – A Preferred Provider Organization plan is a Medicare Advantage Plan that has a network of contracted providers that have agreed to treat plan members for a specified payment amount. A PPO plan must cover all plan benefits whether they are received from network or out-of-network providers. Member cost sharing will generally be higher when plan benefits are received from out-of-network providers. PPO plans have an annual limit on your out-of-pocket costs for services received from network (preferred) providers and a higher limit on your total combined out-of-pocket costs for services from both network (preferred) and out-of-network (non-preferred) providers.

Premium – The periodic payment to Medicare, an insurance company, or a health care plan for health or prescription drug coverage.

Primary Care Provider (PCP) – Your primary care provider is the doctor or other provider you see first for most health problems. He or she makes sure you get the care you need to keep you healthy. He or she also may talk with other doctors and health care providers about your care and refer you to them. In many Medicare health plans, you must see your primary care provider before you see any other health care provider. See Chapter 3, Section 2.1 for information about Primary Care Providers.

Prior Authorization – Approval in advance to get services or certain drugs that may or may not be on our formulary. Some in-network medical services are covered only if your doctor or other network provider gets “prior authorization” from our plan. Covered services that need prior authorization are marked in the Benefits Chart in Chapter 4. Some drugs are covered only if your doctor or other network provider gets “prior authorization” from us. Covered drugs that need prior authorization are marked in the formulary.

Prosthetics and Orthotics – These are medical devices ordered by your doctor or other health care provider. Covered items include, but are not limited to, arm, back, and neck braces; artificial limbs; artificial eyes; and devices needed to replace an internal body part or function, including ostomy supplies and enteral and parenteral nutrition therapy.

Quality Improvement Organization (QIO) – A group of practicing doctors and other health care experts paid by the Federal government to check and improve the care given to Medicare patients. See Chapter 2, Section 4 for information about how to contact the QIO for your state.

Quantity Limits – A management tool that is designed to limit the use of selected drugs for quality, safety, or utilization reasons. Limits may be on the amount of the drug that we cover per prescription or for a defined period of time.

Rehabilitation Services – These services include physical therapy, speech and language therapy, and occupational therapy.

Service Area – A geographic area where a health plan accepts members if it limits membership based on where people live. For plans that limit which doctors and hospitals you may use, it’s also generally the area where you can get routine (non-emergency) services. The plan may disenroll you if you permanently move out of the plan’s service area.

Skilled Nursing Facility (SNF) Care – Skilled nursing care and rehabilitation services provided on a continuous, daily basis, in a skilled nursing facility. Examples of skilled nursing facility care include physical therapy or intravenous injections that can only be given by a registered nurse or doctor.

Chapter 12. Definitions of important words

Special Needs Plan – A special type of Medicare Advantage Plan that provides more focused health care for specific groups of people, such as those who have both Medicare and Medicaid, who reside in a nursing home, or who have certain chronic medical conditions.

Step Therapy – A utilization tool that requires you to first try another drug to treat your medical condition before we will cover the drug your physician may have initially prescribed.

Supplemental Security Income (SSI) – A monthly benefit paid by Social Security to people with limited income and resources who are disabled, blind, or age 65 and older. SSI benefits are not the same as Social Security benefits.

Urgently Needed Services – Urgently needed services are provided to treat a non-emergency, unforeseen medical illness, injury, or condition that requires immediate medical care. Urgently needed services may be furnished by network providers or by out-of-network providers when network providers are temporarily unavailable or inaccessible.



Molina Medicare Complete Care (HMO SNP) Member Services

Method	Member Services – Contact Information
CALL	(800) 665-0898 Calls to this number are free. 7 days a week, 8:00 a.m. to 8:00 p.m., local time Member Services also has free language interpreter services available for non-English speakers.
TTY	711 This number requires special telephone equipment and is only for people who have difficulties with hearing or speaking. Calls to this number are free. The National Relay is available 24 hours a day, 7 days a week.
FAX	(801) 858-0409
WRITE	Molina Healthcare 7050 Union Park Center, Suite 200 Midvale, UT 84047
WEBSITE	MolinaHealthcare.com/Medicare

Health Insurance Counseling & Advocacy Program (HICAP) (California 's SHIP) is a state program that gets money from the Federal government to give free local health insurance counseling to people with Medicare.

Method	Contact Information
CALL	Los Angeles county: (213) 383-4519 San Diego county: (858) 565-8772 Riverside and San Bernardino county: (909) 256-8369
TTY	711 This number requires special telephone equipment and is only for people who have difficulties with hearing or speaking.
WRITE	Los Angeles County: Center For Health Care Rights 520 S. Lafayette Park Place, Suite 214 Los Angeles, CA 90057 Riverside and San Bernardino Counties: Counsel on Aging Southern California HICAP 9121 Haven Ave., Suite 220 Rancho Cucamonga, CA 91739 San Diego County: Elder Law & Advocacy 5151 Murphy Canyon Road, Suite110 San Diego, CA 92123

Method	Contact Information
WEBSITE	http://www.cahealthadvocates.org/HICAP/

PRA Disclosure Statement According to the Paperwork Reduction Act of 1995, no persons are required to respond to a collection of information unless it displays a valid OMB control number. The valid OMB control number for this information collection is 0938-1051. If you have comments or suggestions for improving this form, please write to: CMS, 7500 Security Boulevard, Attn: PRA Reports Clearance Officer, Mail Stop C4-26-05, Baltimore, Maryland 21244-1850.